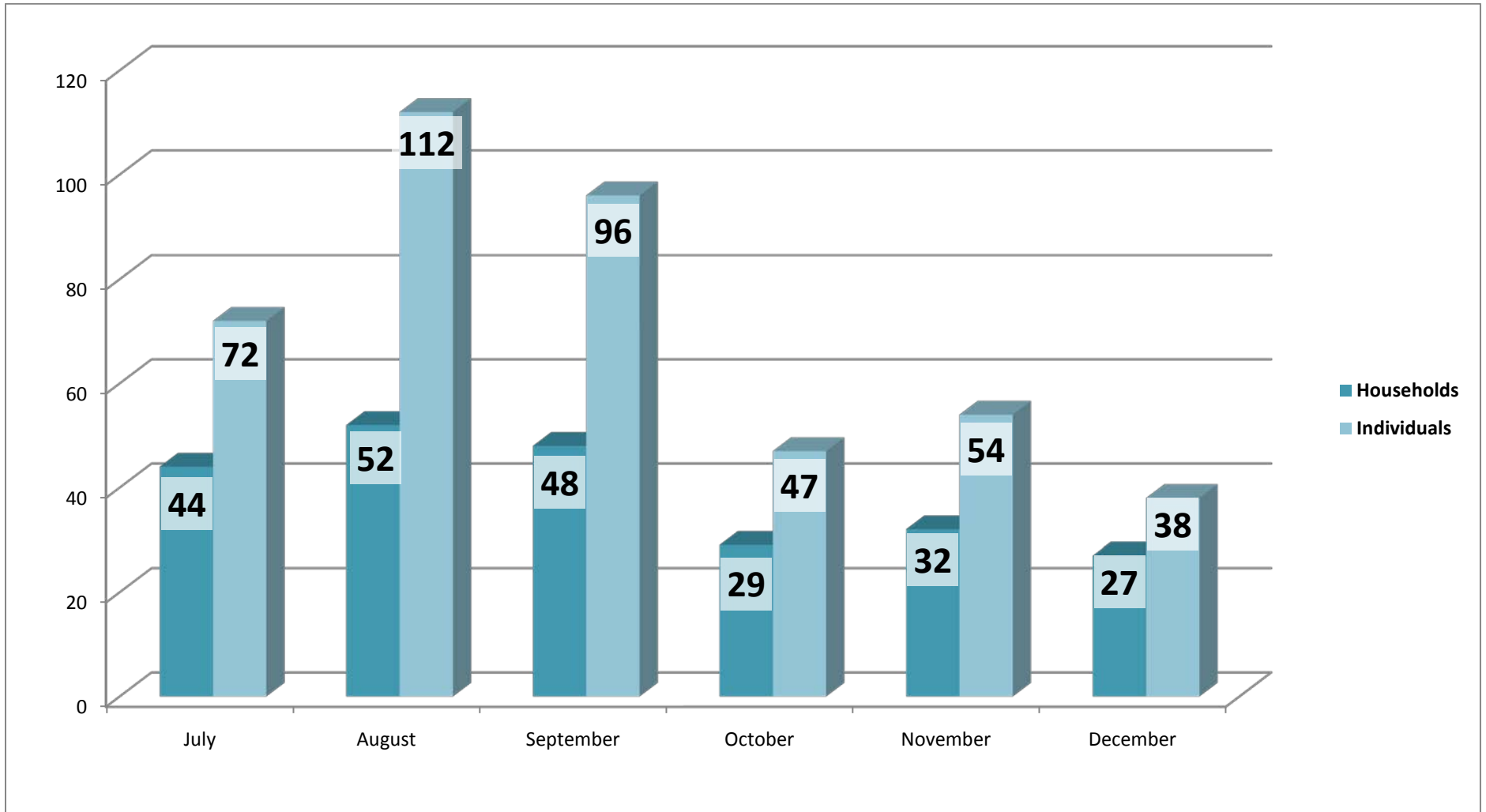


Homelessness Prevention & Rapid Re-Housing Program (HPRP)

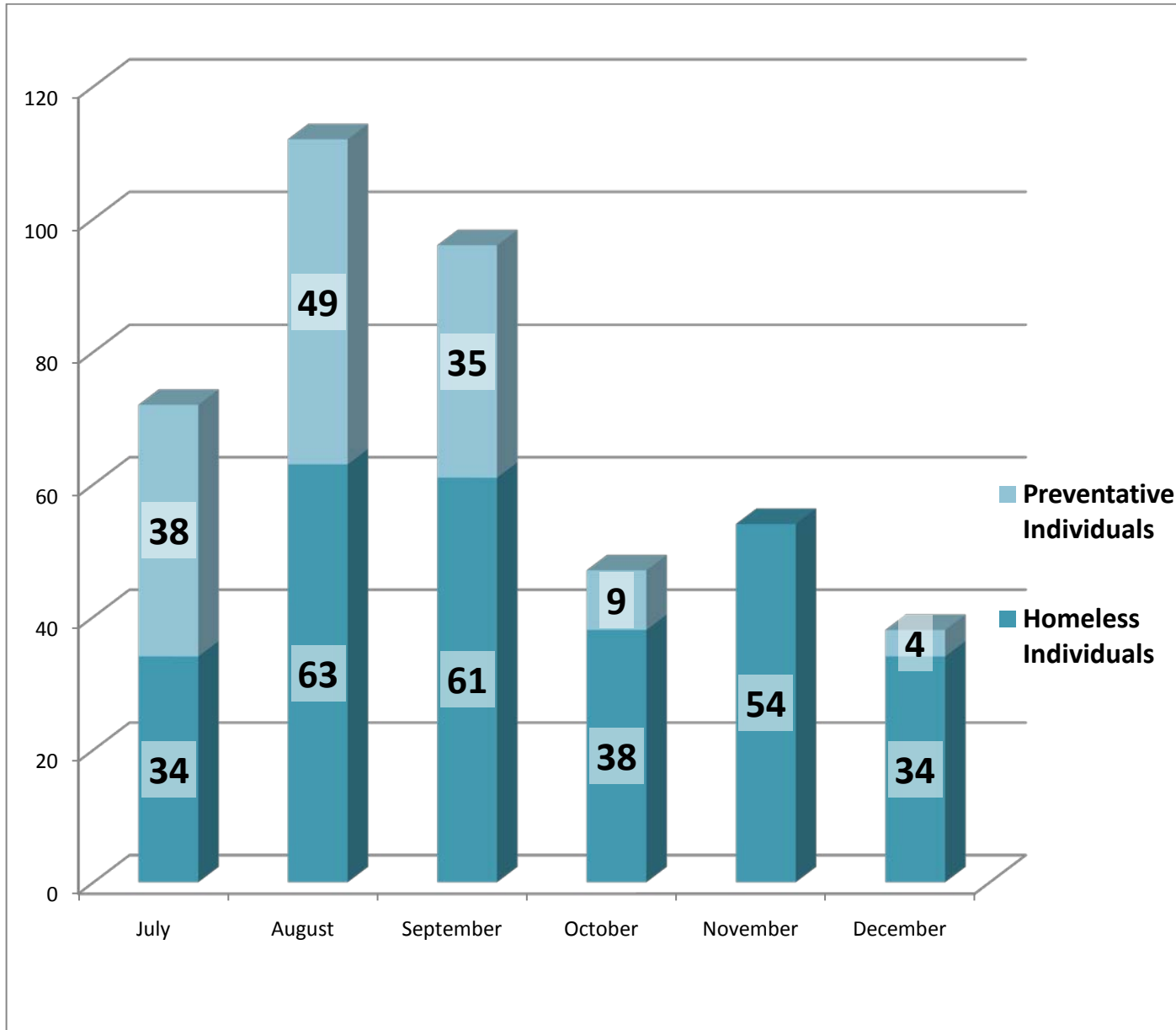
Total Housing Placements (Homeless & Preventative Clients)



**Total Housing Placements December 2009 – December 2010 = 509 Households for a total of 849 Individuals**

# Homelessness Prevention & Rapid Re-Housing Program (HPRP)

## Total Housing Placements (Homeless & Preventative Clients) Breakdown of Placements of Individuals



### **October '10 Housing Placements:**

#### HOMELESS PLACEMENTS:

Florence House = 8  
 Oxford Street = 11  
 Family Shelter = 14  
 Lighthouse Shelter = 1  
 Unsheltered = 4

#### PREVENTATIVE PLACEMENTS:

Preventative = 1  
 Cumberland County Preventative = 8  
 (PROP)

### **November '10 Housing Placements:**

#### HOMELESS PLACEMENTS:

Florence House = 12  
 Oxford Street = 10  
 Family Shelter = 29  
 Milestone = 3

### **December '10 Housing Placements:**

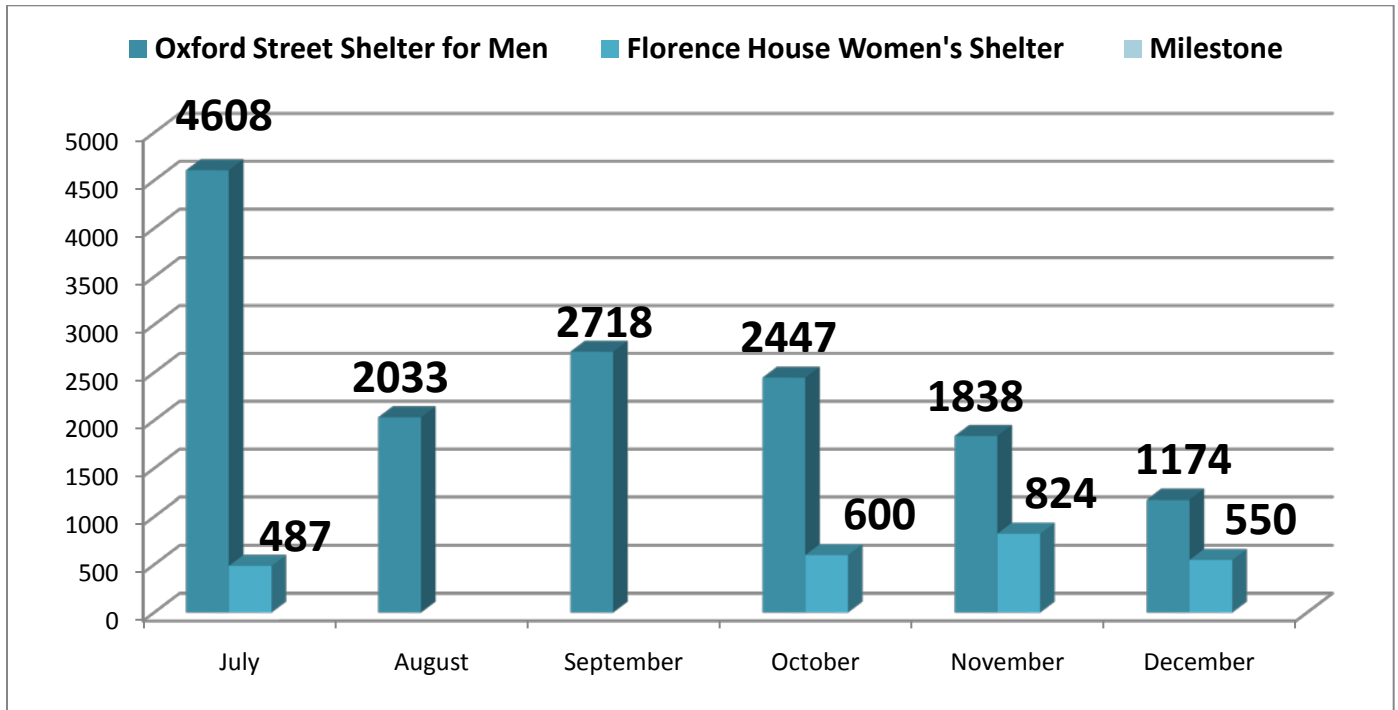
#### HOMELESS PLACEMENTS:

Florence House = 10  
 Oxford Street = 10  
 Family Shelter = 13  
 Milestone = 1

#### PREVENTATIVE PLACEMENTS:

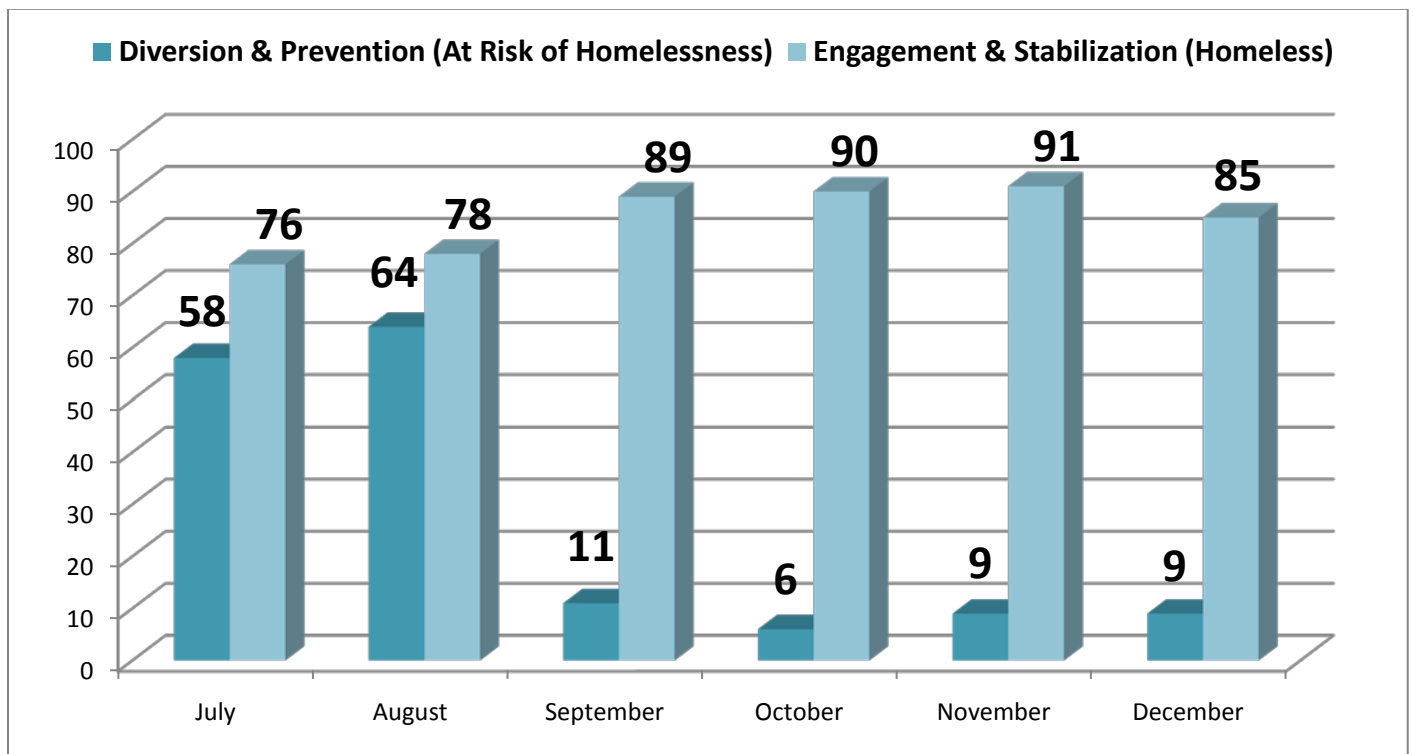
Preventative = 4

## Total Bed Nights Used by Homeless Housed Clients



## Homelessness Prevention & Rapid Re-Housing Program (HPRP)

### Household Enrollment by Program



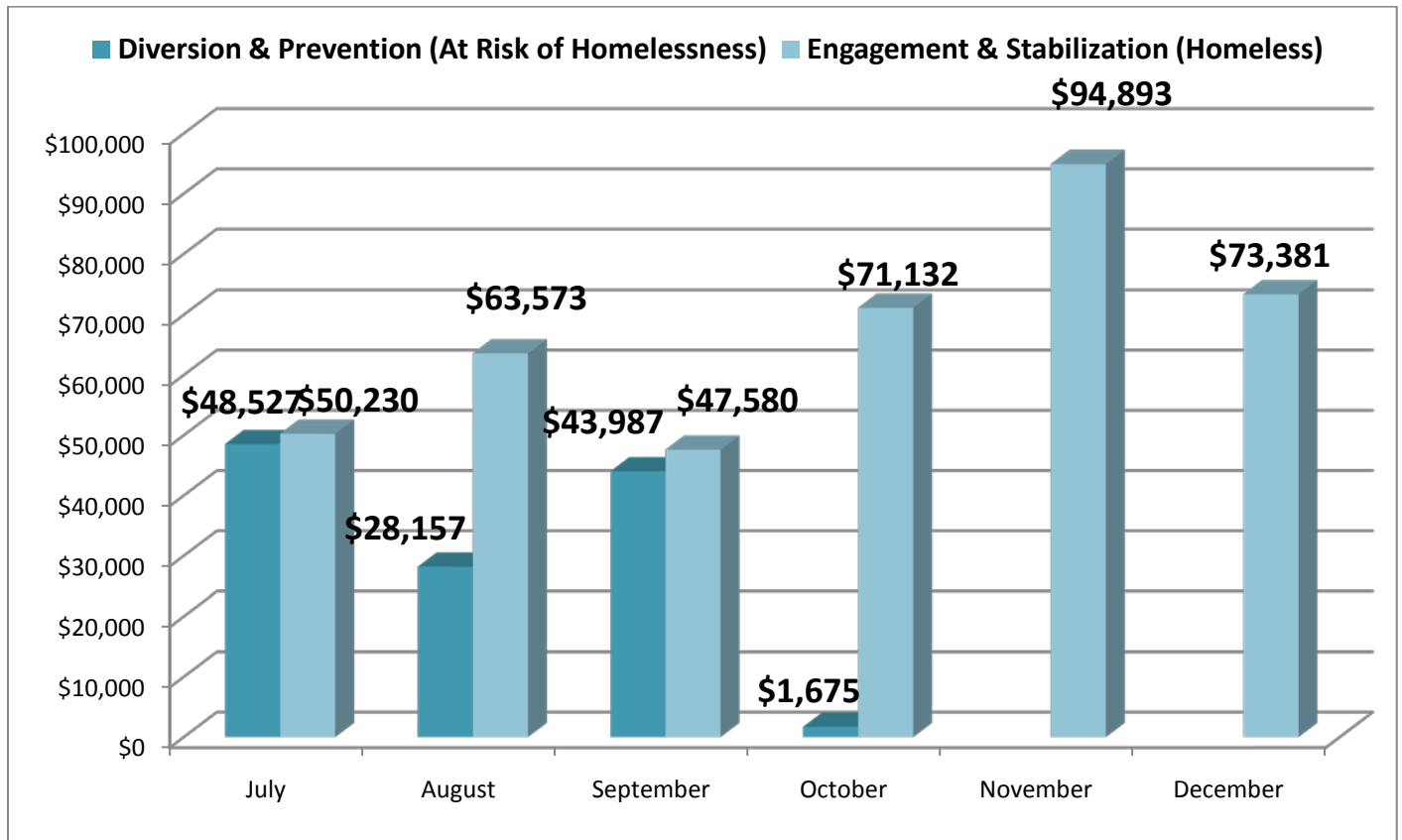
Represents the number of households enrolled by program, not individuals

Diversion & Prevention: Clients qualifying under Diversion & Prevention Services must be newly homeless or at imminent risk of becoming homeless (HUD homeless definition).

Engagement & Stabilization: Clients qualifying under Engagement & Stabilization Services must be chronically homeless (meets HUD homeless definition) with apparent or diagnosed mental illness or co-occurring disorder.

# Expenditures for Engagement & Stabilization and Diversion & Prevention

## Monthly Expenditures



**Total Expenditures between Engagement & Stabilization and Diversion & Prevention to date: \$807,026**

\*Some of these funds include Cumberland County prevention cases\*

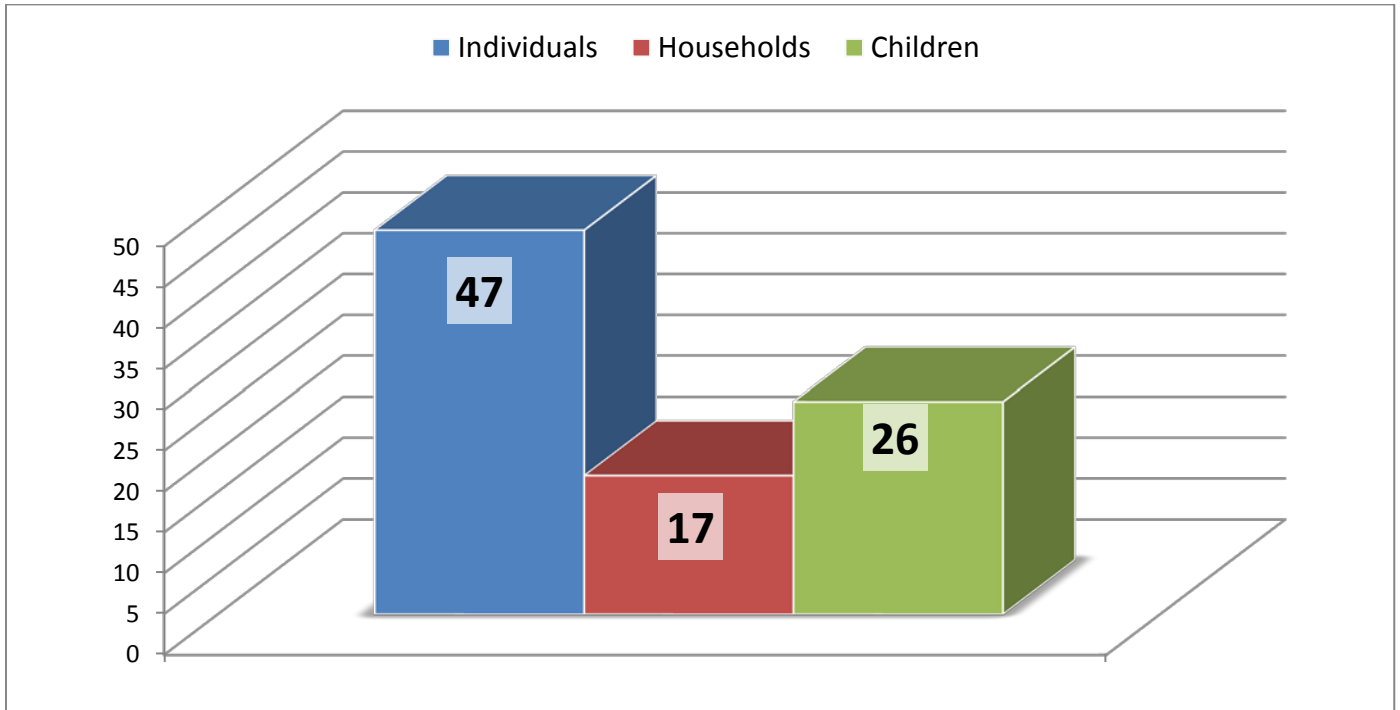
Diversion & Prevention: Clients qualifying under Diversion & Prevention Services must be newly homeless or at imminent risk of becoming homeless (HUD homeless definition).

Engagement & Stabilization: Clients qualifying under Engagement & Stabilization Services must be chronically homeless (meets HUD homeless definition) with apparent or diagnosed mental illness or co-occurring disorder.

*Cumberland County  
Homelessness Prevention & Rapid Re-Housing Program*

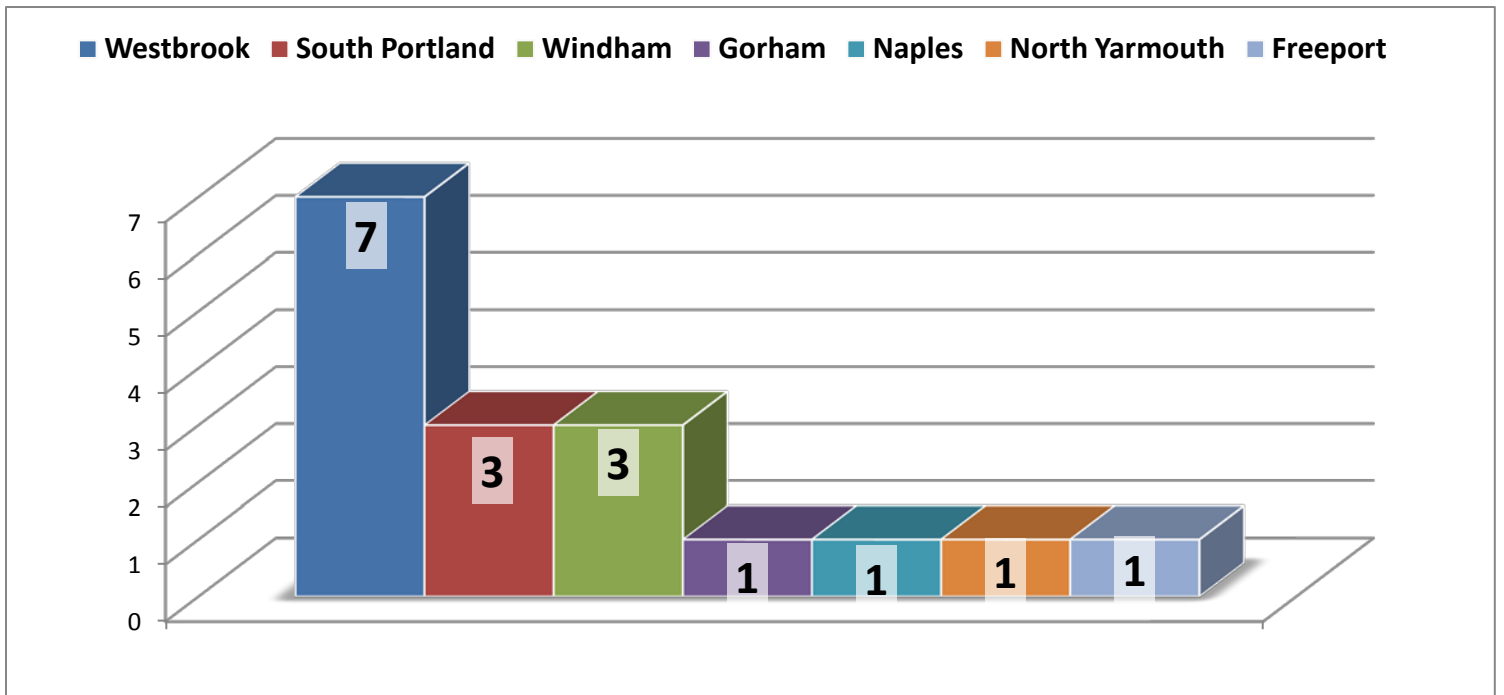
December 2010

**Intakes**



December 2010

**Families/Households Town of Origin**

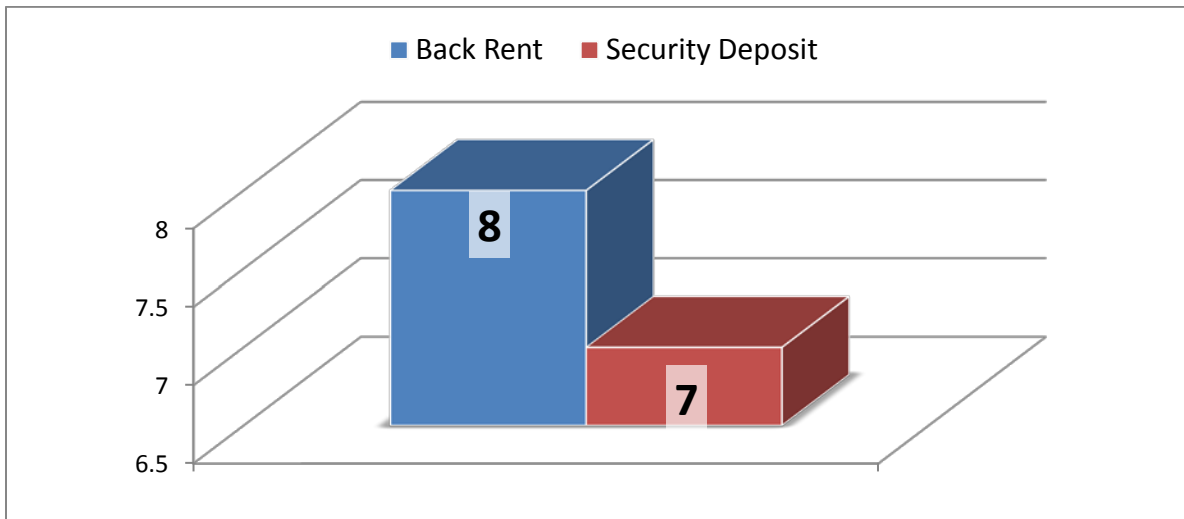


Represents the number of families/households, not individuals

*Cumberland County  
Homelessness Prevention & Rapid Re-Housing Program*

December 2010

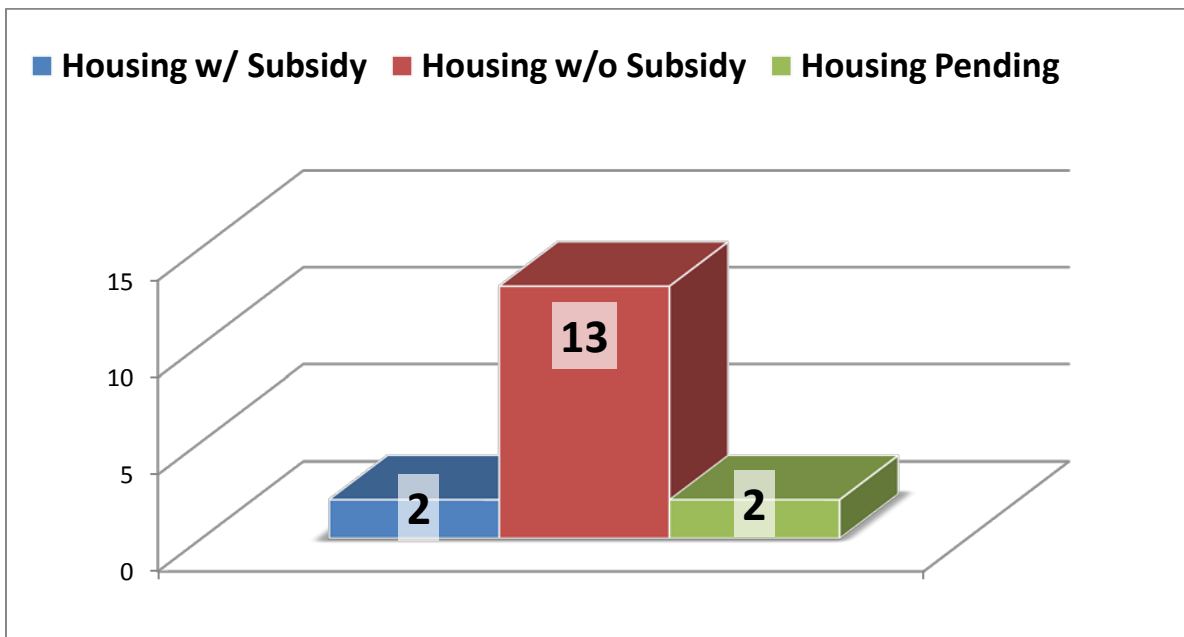
**Assistance Requested**



**Back rent totaling \$3,980; Security Deposits totaling \$3,295**

December 2010

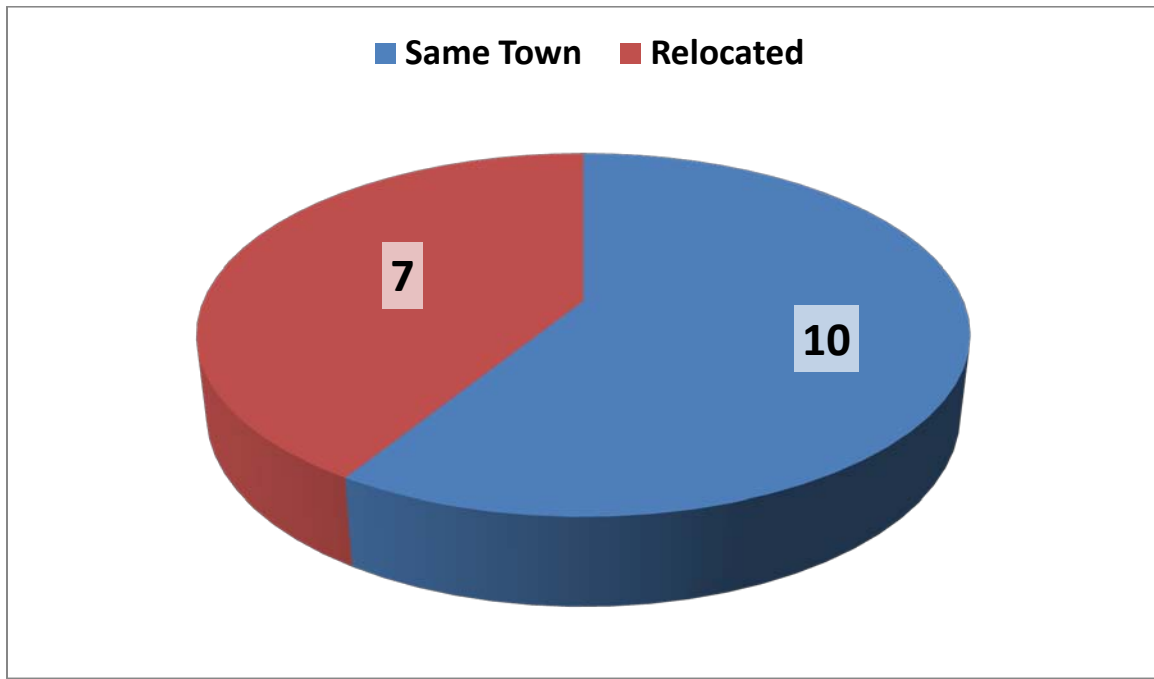
**Outcomes**



*Cumberland County  
Homelessness Prevention & Rapid Re-Housing Program*

December 2010

Housing Assistance Location and Migration



10 Households remained in their town of origin

7 Households relocated to a new town

Of these households they moved from and to the following:

Gorham -> Westbrook

Westbrook -> Windham

Naples -> Bridgton

South Portland -> Old Orchard Beach

Westbrook -> Portland

North Yarmouth -> Pending

**PROP- Cumberland County Homelessness Prevention Project (HPRP)  
July 1, 2009 – June 30, 2010**

Town of Origin	Individuals Served			Client Need		Funding Provided			
	HH	A/C	Ind.	Homeless <i>Rapid Re- Housing</i>	Impending Homelessness <i>Prevention</i>	DHHS FHSP Funds	MSHA Portland Funds	PROP/ CC Funds	Total Funds
Bridgton	3	5/4	9	2	1	2500	795	0	3295
Bustins Island	1	1/0	1	0	1	0	795	0	795
Cape Elizabeth	1	2/1	3	0	1	0	0	750	750
Casco	5	7/9	16	0	5	3268	155	247	3670
Cumberland	2	5/4	9	0	2	500	0	0	500
Falmouth	1	1/1	2	1	0	0	775	0	775
Freeport	1	1/1	2	0	1	621	0	0	621
Gorham	11	13/14	27	1	10	8789.51	795	400	9984.51
Gray	10	13/11	24	4	6	10935.24	600	1719	13254.24
Harrison	1	1/3	4	0	1	1700	0	0	1700
Naples	3	3/4	7	1	2	0	1200	0	1200
New Gloucester	11	15/20	35	3	8	16109.77	875	0	16984.77
North Yarmouth	4	5/3	8	0	4	7312.03	0	325	7637.03
Pownal	1	2/0	2	0	1	0	650	0	650
Raymond	1	1/1	2	0	1	2500	0	0	2500
Scarborough	5	5/2	7	1	4	0	0	84	84
Sebago	1	1/4	5	0	1	0	0	0	0
South Portland	37	49/50	99	8	29	22044.23	6972	4341	33357.23
Standish	10	12/7	19	0	10	9499	550	450	10499
Steep Falls	1	1/4	5	0	1	340	0	0	340
Westbrook	45	62/76	138	4	41	18506.78	12092	3380.02	33978.80
Windham	36	44/45	89	10	26	15467.03	8426	3083	26976.03
Yarmouth	2	4/5	9	0	2	2118.37	1495.00	0	3613.37
<i>Norway</i>	<i>1</i>	<i>1/3</i>	<i>4</i>	<i>1</i>	<i>0</i>	<i>2400</i>	<i>0</i>	<i>0</i>	<i>2400</i>
<i>Portland</i>	<i>1</i>	<i>2/6</i>	<i>8</i>	<i>0</i>	<i>1</i>	<i>2377</i>	<i>0</i>	<i>0</i>	<i>2377</i>
<i>Saco</i>	<i>2</i>	<i>2/1</i>	<i>3</i>	<i>2</i>	<i>0</i>	<i>0</i>	<i>0</i>	<i>0</i>	<i>0</i>
Totals	197	258/ 279	537	38	159	\$126,987.96	\$36,175.00	\$14,779. 02	\$177,941.98