

City of Portland
Health & Human Services Department
Social Services Division

PORTLAND HOMELESS SHELTERS

Total Number of Individuals Residing in Shelters per Night:

	July 2008	July 2009
ADOLESCENTS	10 Individuals	12 Individuals
ADULTS	230 Individuals	236 Individuals
FAMILIES	72 Individuals Average 29 Families	58 Individuals Average 23 Families
Total	312 Individuals	306 Individuals

31 Days in the Month of July

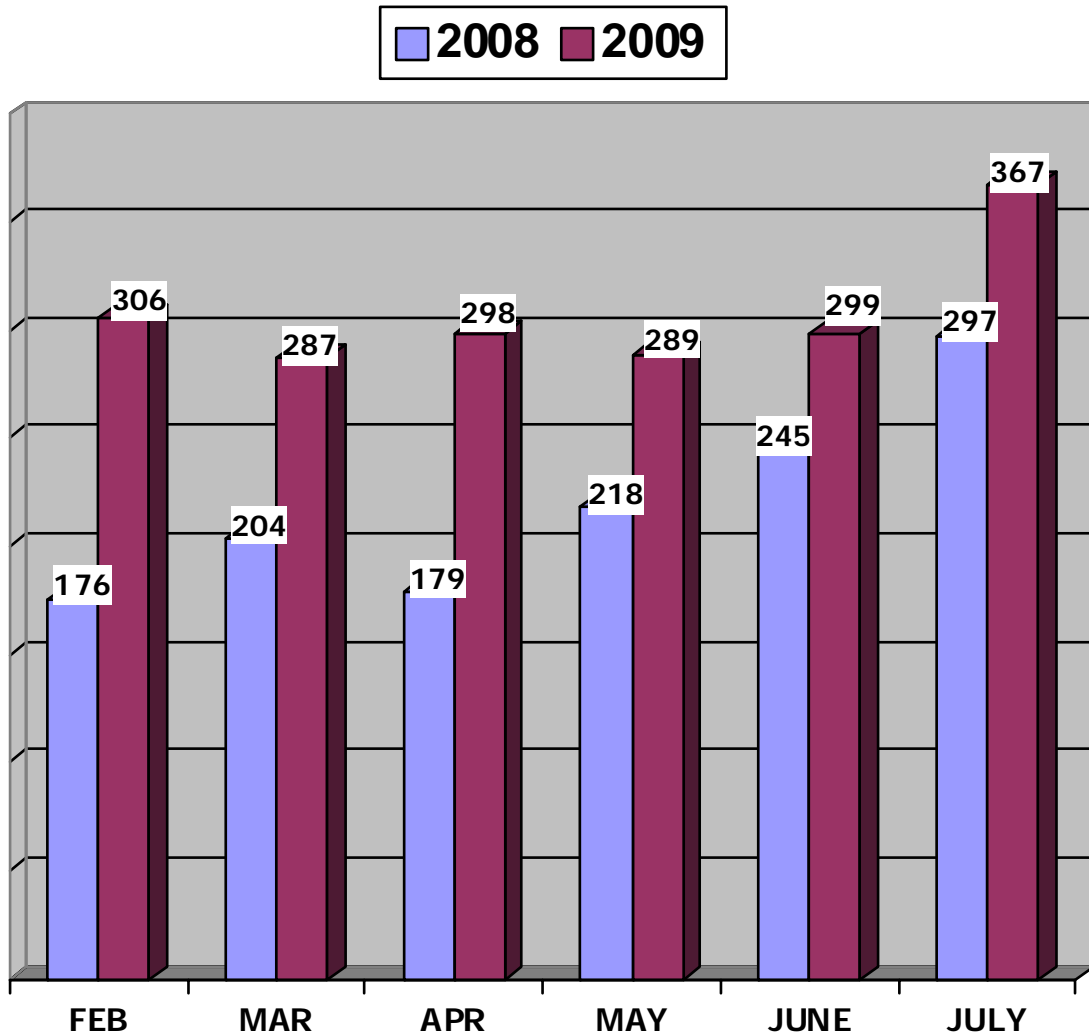
This information is also posted on the City of Portland's website each month.

To view this information, please go to

<http://www.portlandmaine.gov/hhs/ssesac.asp>

Prepared by:
City of Portland
Health & Human Services Department
Social Services Division

JULY 2009
 ADOLESCENT BEDS USED
 PREBLE STREET LIGHT HOUSE SHELTER



	Feb	March	April	May	June	July
2008	176	204	179	218	245	297
2009	306	287	298	289	299	367
Percent	42%	29%	40%	25%	18%	19%

PREBLE STREET
 Lighthouse Shelter 16 Beds

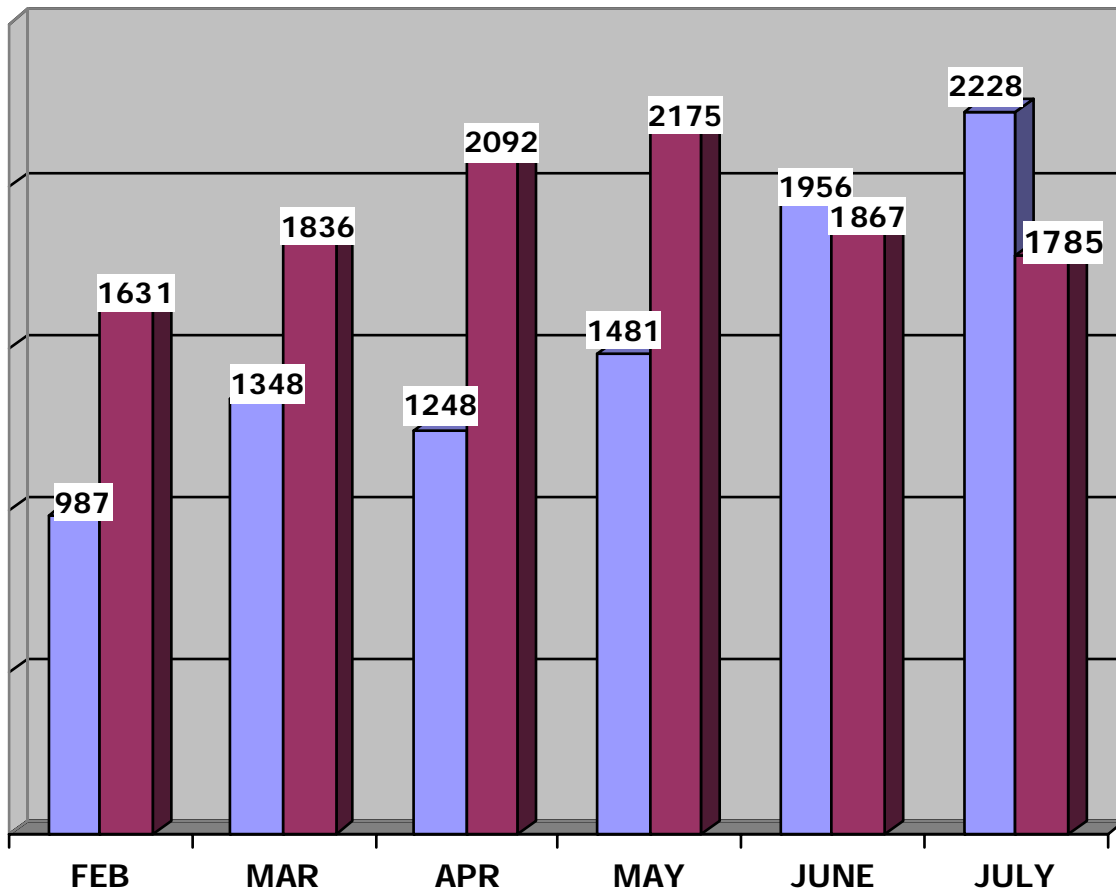
***EXPERIENCING HOMELESSNESS FOR THE 1ST TIME 14**
 (*BASED ON SELF-REPORTING)

JUNE 2009
 ADOLESCENT SHELTER STATISTICS
 PREBLE STREET LIGHT HOUSE SHELTER

Day of Month	Preble Street	Beds Available
	16	16
1	14	2
2	14	2
3	10	6
4	10	6
5	12	4
6	10	6
7	16	0
8	15	1
9	15	1
10	10	6
11	14	2
12	14	2
13	9	7
14	7	9
15	12	4
16	9	7
17	13	3
18	14	2
19	12	4
20	9	7
21	15	1
22	15	1
23	14	2
24	7	9
25	3	13
26	10	6
27	13	3
28	13	3
29	14	2
30	14	2
31	10	6
Totals	367	129
Ave/Night	12	4

JULY 2009
FAMILY BEDS USED

2008 2009



	Feb	March	April	May	June	July
2008	987	1348	1248	1481	1956	2228
2009	1631	1836	2092	2175	1867	1785
Percent	39%	27%	40%	32%	-5%	-20%

HEALTH & HUMAN SERVICES DEPARTMENT
SOCIAL SERVICES DIVISION

Family Shelter 77 Beds

FAMILY CRISIS SHELTER 14 Beds

MAPS SHELTER SERVICES 10 Beds

EMERGENCY SHELTER
General Assistance

JULY 2009
FAMILY SHELTER STATISTICS

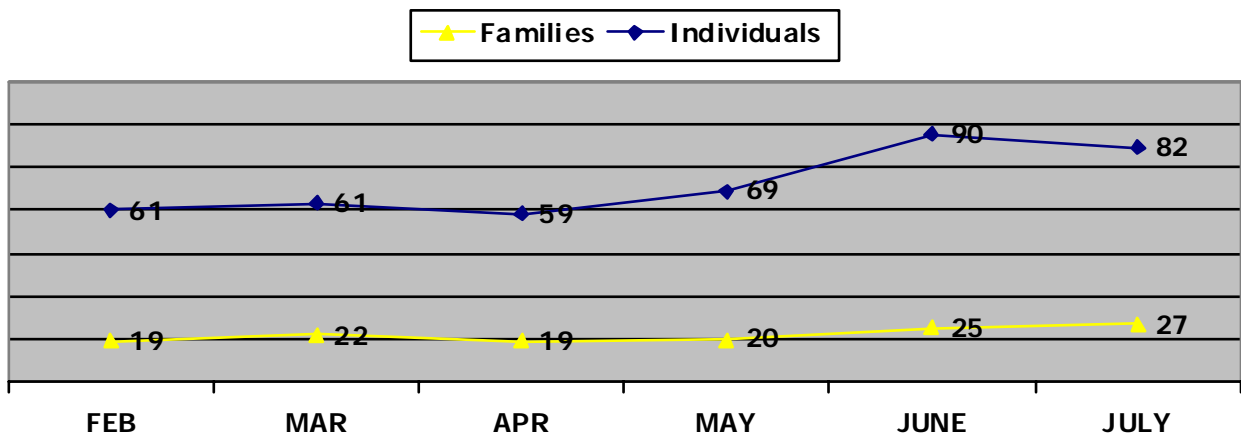
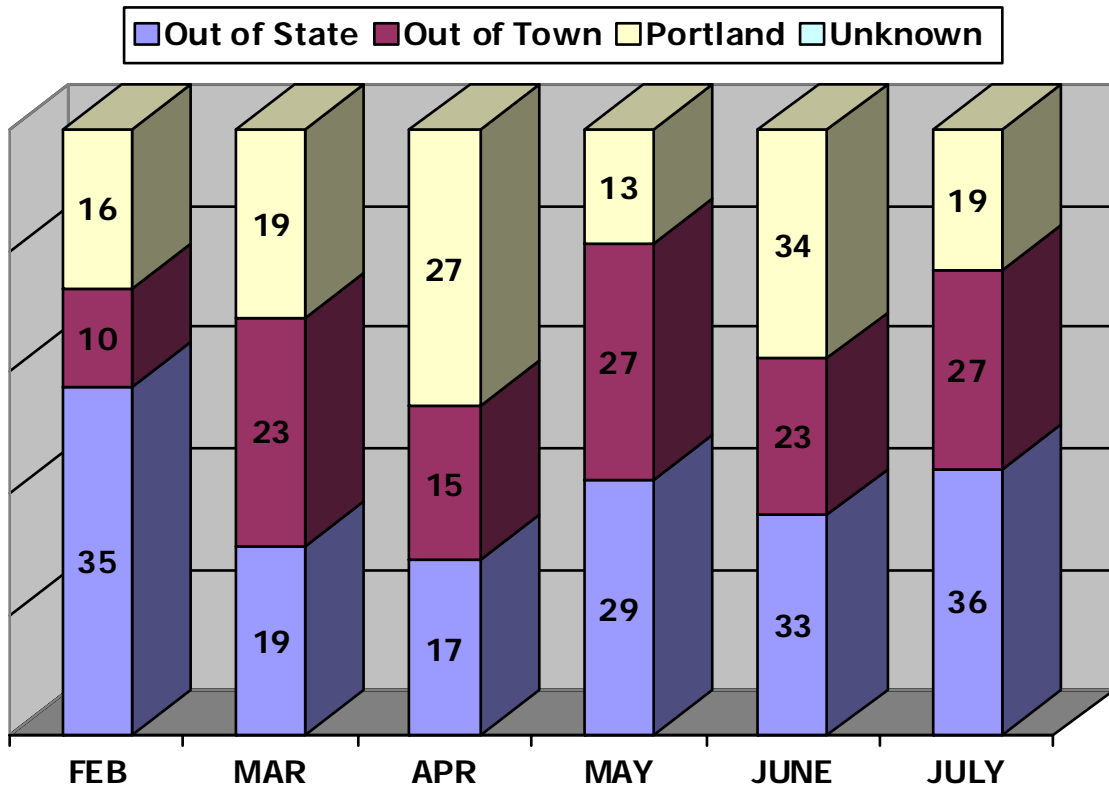
Day of Month	City* (# Families)	City Used	Family Crisis	MAPS Shelter	GA Hotels	Beds Used Per Night	Beds Available
	17	77	14	10			101
1	11	44	6	9	0	59	42
2	9	34	6	9	0	49	52
3	10	37	7	9	0	53	48
4	10	37	7	9	0	53	48
5	11	39	7	7	0	53	48
6	13	44	7	7	0	58	43
7	13	44	7	7	0	58	43
8	12	42	7	7	0	56	45
9	10	31	7	7	0	45	56
10	9	28	9	7	0	44	57
11	9	28	12	7	0	47	54
12	9	28	11	7	0	46	55
13	8	25	11	7	0	43	58
14	9	27	11	7	0	45	56
15	11	34	11	7	0	52	49
16	11	34	12	7	0	53	48
17	12	37	12	7	0	56	45
18	12	37	12	7	0	56	45
19	12	37	12	7	0	56	45
20	12	37	12	7	0	56	45
21	14	41	12	7	0	60	41
22	14	45	12	7	0	64	37
23	13	43	12	7	0	62	39
24	15	50	12	8	0	70	31
25	16	53	13	8	0	74	27
26	16	53	13	8	0	74	27
27	14	48	8	8	0	64	37
28	16	55	7	8	0	70	31
29	15	52	7	8	0	67	34
30	16	54	9	8	0	71	30
31	16	54	9	8	0	71	30
Totals	378	1252	300	233	0	1785	1346
Ave/Night	12	40	10	8	0	58	43

CITY OF PORTLAND
 Health & Human Services Department
 Social Services Division

Family Shelter

JULY 2009
 Intake Statistics

Total Number of Individuals



Intake statistic or new arrival is defined as an individual that has not stayed at the Shelter for a period of three (3) months/90-days or longer.

CITY OF PORTLAND
 Health & Human Services Department
 Social Services Division
Family Shelter
 INDIVIDUALS

JULY 2009

MAINE TOWNS

	Families / Individuals
Biddeford	1 / 2
Brownfield	1 / 3
Brunswick	1 / 2
Cumberland	1 / 4
Gorham	1 / 2
Hiram	1 / 2
South Portland	2 / 6
Waterville	1 / 2
Westbrook	1 / 4

OUT-OF-STATE

	Families / Individuals
Arizona	2 / 7
Connecticut	1 / 3
Florida	2 / 7
Georgia	2 / 10
Oklahoma	1 / 7
Virginia	1 / 2

Maine Towns **10** Families
 for a total of **27** individuals

Out-of-State **9** Families
 for a total of **36** individuals

Portland **8** families
 for a total of **19** individuals

TOTAL INTAKES 27
families for a total of 82
individuals

TOTAL NUMBER OF CLIENTS PLACED IN HOUSING
TOTAL NUMBER OF CLIENTS THAT RETURNED

20 Families / 65 Individuals
0

***EXPERIENCING HOMELESSNESS FOR THE 1ST TIME**
(*BASED ON SELF-REPORTING)

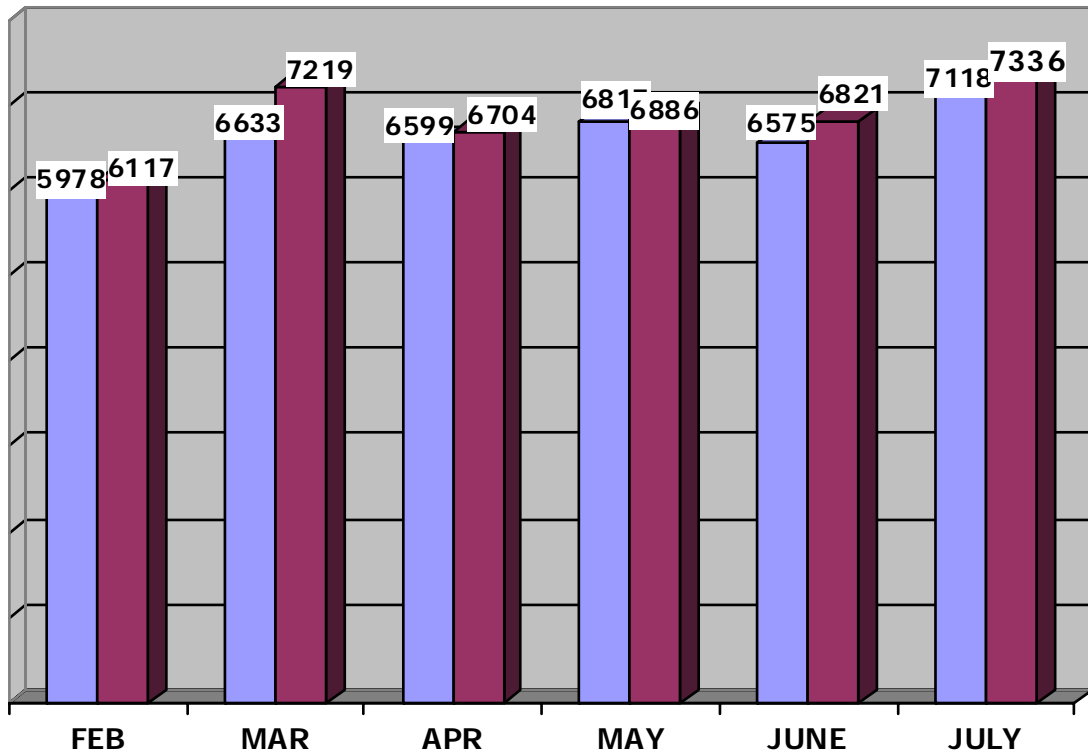
13 Families / 44 Individuals

*Refugees experiencing homelessness for the 1st time

5 Families / 22 Individuals

JULY 2009 ADULT SHELTER STATISTICS

2008
 2009



	Feb	March	April	May	June	July
2008	5978	6633	6599	6817	6575	7118
2009	6117	7219	6704	6886	6821	7336
Percent	2%	8%	2%	1%	4%	3%

MILESTONE FOUNDATION
Substance Abuse Shelter 41 Beds

HEALTH & HUMAN SERVICES DEPARTMENT
SOCIAL SERVICES DIVISION
Oxford Street Shelter for Men 129 Beds

PREBLE STREET
Women's Shelter 45 Beds

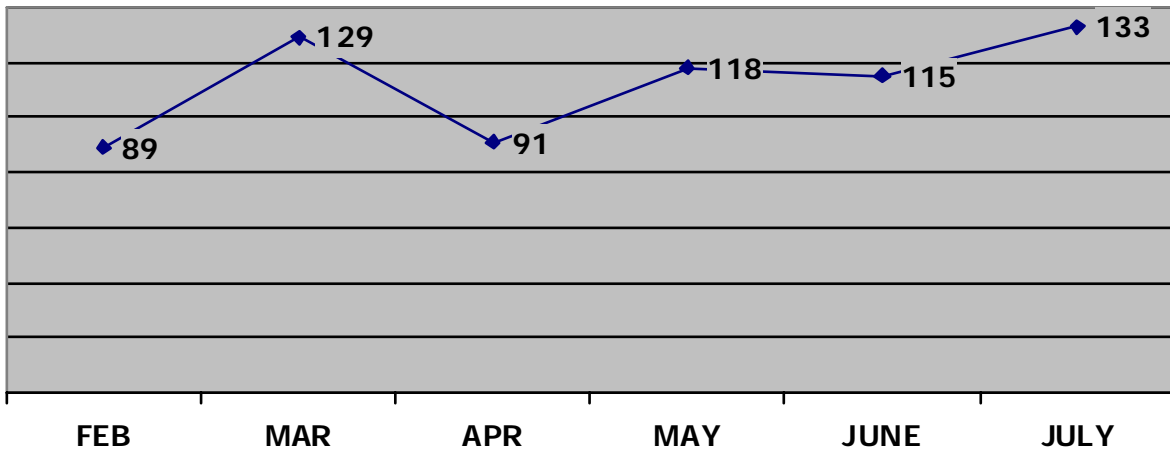
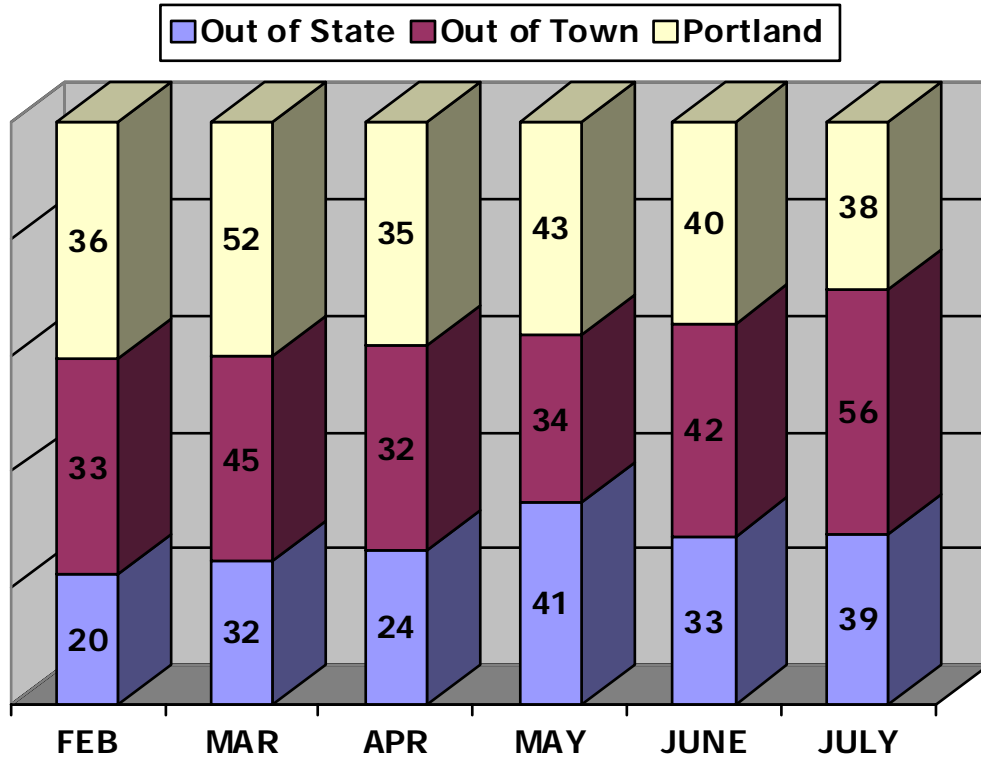
JULY 2009
ADULT SHELTER STATISTICS

Day of Month	Milestone	Oxford St	PS Women's Shelter	Beds Used per Night
	41	129	45	
1	37	144	38	219
2	38	124	35	197
3	38	121	38	197
4	40	125	45	210
5	43	127	49	219
6	45	141	56	242
7	45	152	55	252
8	50	144	48	242
9	40	150	49	239
10	41	142	45	228
11	44	136	49	229
12	46	143	50	239
13	47	153	54	254
14	42	150	52	244
15	37	151	56	244
16	49	149	50	248
17	45	143	52	240
18	48	155	49	252
19	42	149	54	245
20	44	152	54	250
21	45	149	61	255
22	40	160	52	252
23	42	149	48	239
24	42	151	48	241
25	33	154	54	241
26	33	155	51	239
27	40	154	53	247
28	39	150	53	242
29	38	149	55	242
30	31	154	49	234
31	42	130	42	214
TOTAL	1286	4506	1544	7336
Ave/Night	41	145	50	236

CITY OF PORTLAND
 Health & Human Services Department
 Social Services Division

Oxford Street Shelter

JULY 2009
 Intake Statistics



Intake statistic or new arrival is defined as an individual that has not stayed at the Shelter for a period of three (3) months/90-days or longer.

CITY OF PORTLAND
 Health & Human Services Department
 Social Services Division
Oxford Street Shelter for Men

JULY 2009

MAINE TOWN		OUT-OF-STATE			
Alfred	1	Arizona	2		
Augusta	3	California	3		
Bangor	4	Colorado	1		
Bath	1	Connecticut	1		
Belfast	1	Florida	2		
Biddeford	3	Georgia	1		
Bradley	1	Idaho	1		
Brewer	1	Indiana	1		
Brunswick	1	Louisiana	3		
Calais	2	Massachusetts	3		
Caribou	1	Michigan	1		
Dayton	1	Nevada	1		
Durham	1	New Hampshire	5		
Houlton	1	New York	2		
Kennebunk	1	North Carolina	1		
Kittery	1	Ohio	1		
Lewiston	2	Oklahoma	2		
Limestone	1	Oregon	1		
Lubec	1	Pennsylvania	1		
Machiasport	2	Tennessee	1		
Rockland	1	Texas	2		
Saco	2	Vermont	1		
Sanford	3	Virginia	1		
South Berwick	2	Wisconsin	1		
South Portland	6				
Springvale	1				
Waite	1				
Warren	1				
Wells	2				
Westbrook	5				
Windham	2				
Maine Towns	56	Out-of-State	39	Portland	38
				TOTAL INTAKES	133

TOTAL NUMBER OF MEN SERVED (Unduplicated Clients) 396

TOTAL NUMBER OF CLIENTS PLACED IN HOUSING 51

TOTAL NUMBER OF CLIENTS THAT RETURNED 1

TOTAL NUMBER OF CLIENTS PLACED AT THE YMCA 5

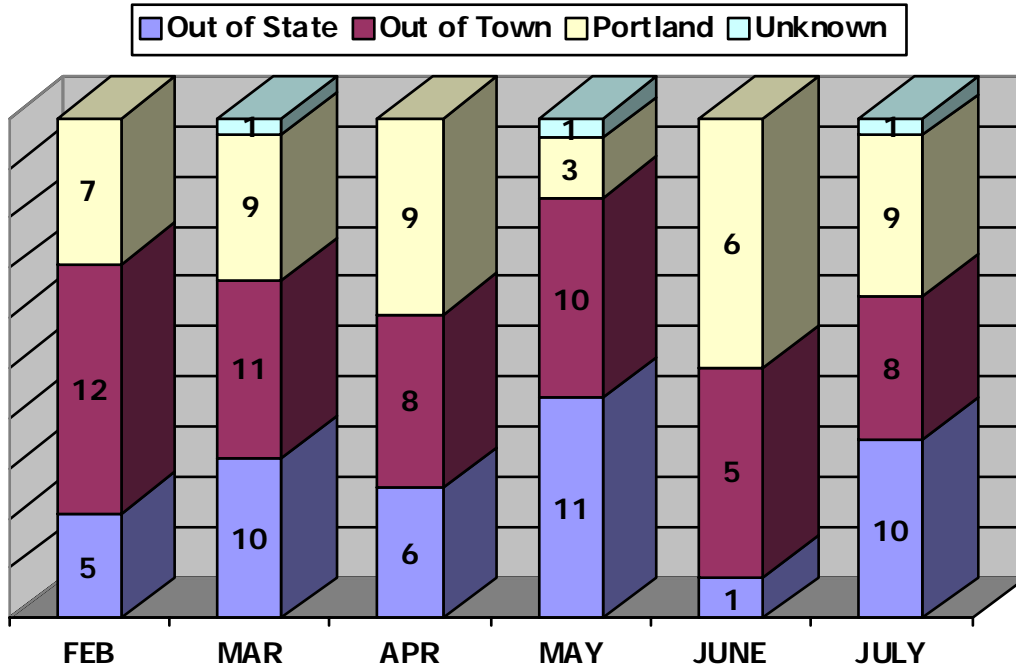
*** INTAKES EXPERIENCING HOMELESSNESS FOR THE 1ST TIME 38**
 (*BASED ON SELF-REPORTING)

PREBLE STREET

Preble Street Women's Shelter

JULY 2009

Intake Statistics



MAINE TOWNS

Auburn	1
Biddeford	1
Lisbon Falls	1
Old Orchard Beach	1
Presque Isle	1
Waterboro	1
Westbrook	1
Winslow	1

OUT-OF-STATE

Arizona	1
California	1
Florida	2
Hawaii	1
Massachusetts	2
Montana	1
New Hampshire	1
New Mexico	1

Maine Towns	8	Out-of-State	10	Portland	9
Unknown	1				

TOTAL INTAKES: 28

TOTAL NUMBER OF WOMEN SERVED (Unduplicated Clients) 110

TOTAL NUMBER OF WOMEN PLACED IN HOUSING 9
TOTAL NUMBER OF WOMEN THAT RETURNED 2

*** INTAKES EXPERIENCING HOMELESSNESS FOR THE 1ST TIME 11**
 (*BASED ON SELF-REPORTING)