

City of Portland  
Health & Human Services Department  
Social Services Division

PORTLAND HOMELESS SHELTERS

Total Number of Individuals Residing in Shelters per Night:

	April 2008	April 2009
ADOLESCENTS	6 Individuals	10 Individuals
ADULTS	220 Individuals	223 Individuals
FAMILIES	42 Individuals Average 17 Families	70 Individuals Average 28 Families
Total	268 Individuals	303 Individuals

30 Days in the Month of April

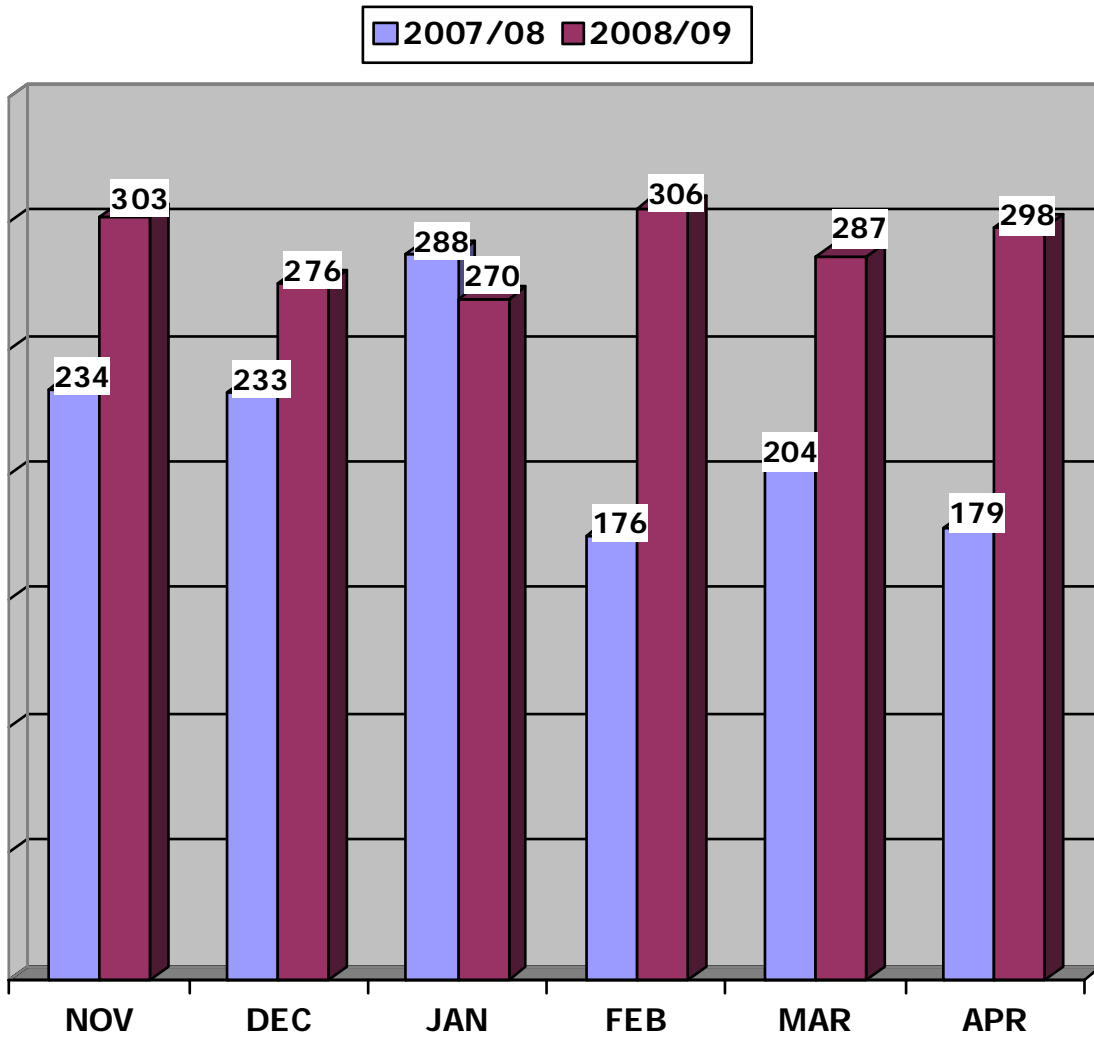
This information is also posted on the City of Portland's website each month.

To view this information, please go to

<http://www.portlandmaine.gov/hhs/ssesac.asp>

Prepared by:  
City of Portland  
Health & Human Services Department  
Social Services Division

APRIL 2009  
 ADOLESCENT BEDS USED  
 PREBLE STREET LIGHT HOUSE SHELTER



	Nov	Dec	Jan	Feb	March	April
2007/08	234	233	288	176	204	179
2008/09	303	276	270	306	287	298
Percent	23%	16%	-6%	42%	29%	40%

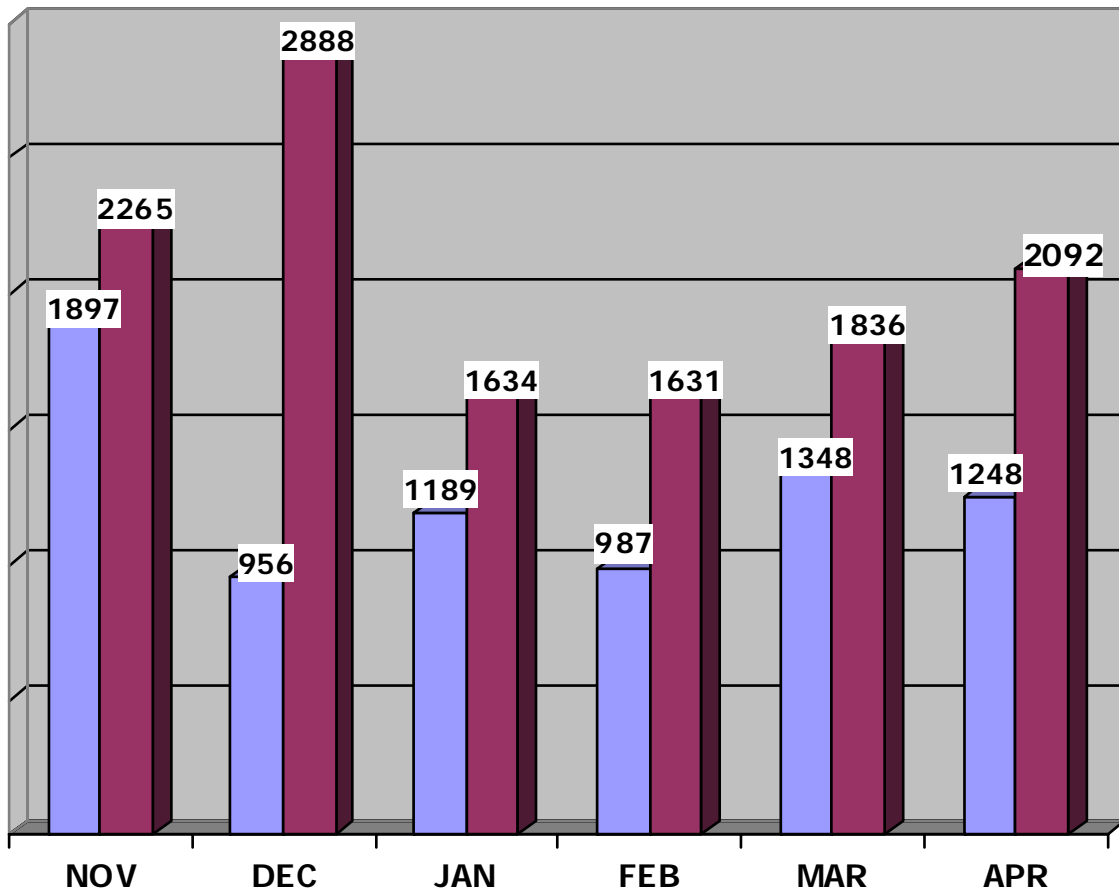
PREBLE STREET  
 Lighthouse Shelter      16 Beds

APRIL 2009  
 ADOLESCENT SHELTER STATISTICS  
 PREBLE STREET LIGHT HOUSE SHELTER

Day of Month	Preble Street	Beds Available
	16	16
1	7	9
2	8	8
3	8	8
4	9	7
5	8	8
6	7	9
7	10	6
8	10	6
9	9	7
10	10	6
11	6	10
12	11	5
13	10	6
14	10	6
15	8	8
16	10	6
17	8	8
18	12	4
19	11	5
20	12	4
21	12	4
22	12	4
23	13	3
24	9	7
25	11	5
26	12	4
27	11	5
28	11	5
29	12	4
30	11	5
Totals	298	182
Ave/Night	10	6

APRIL 2009  
FAMILY BEDS USED

2007/08 2008/09



	Nov	Dec	Jan	Feb	March	APR
2007/08	1897	956	1189	987	1348	1248
2008/09	2265	2888	1634	1631	1836	2092
Percent	16%	67%	27%	39%	27%	40%

HEALTH & HUMAN SERVICES DEPARTMENT  
SOCIAL SERVICES DIVISION

Family Shelter 77 Beds

FAMILY CRISIS SHELTER 14 Beds

MAPS SHELTER SERVICES 10 Beds

EMERGENCY SHELTER  
General Assistance

APRIL 2009  
FAMILY SHELTER STATISTICS

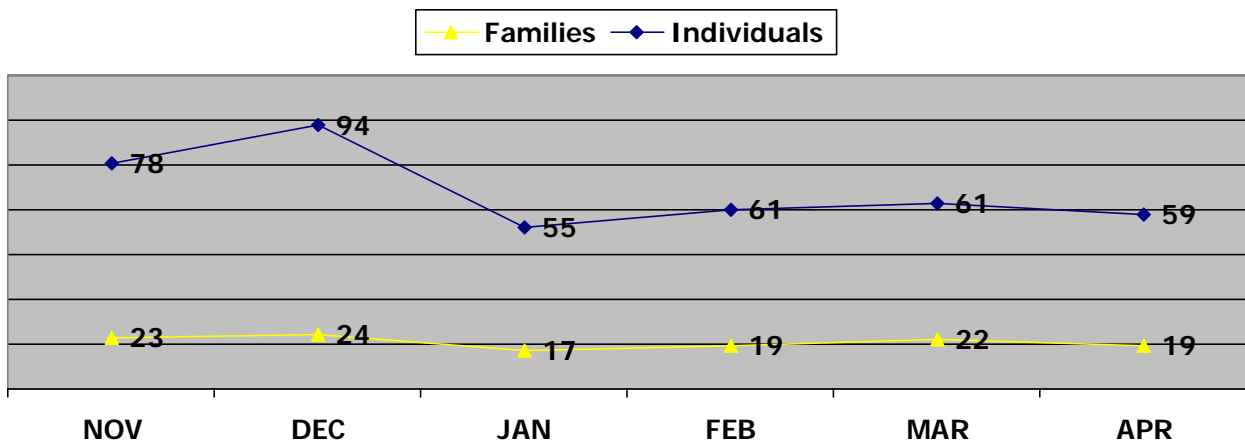
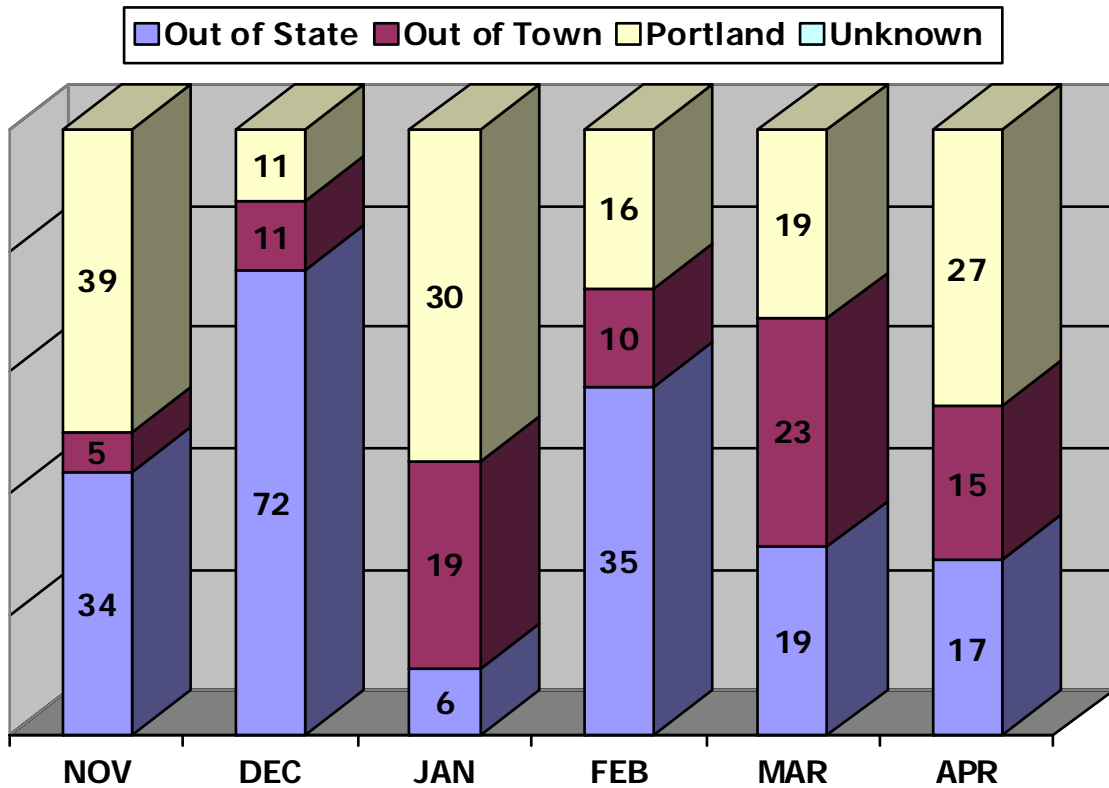
Day of Month	City* (# Families)	City Used	Family Crisis	MAPS Shelter	GA Hotels	Beds Used Per Night	Beds Available
	17	77	14	10			101
1	16	55	12	9	0	76	25
2	18	60	12	9	0	81	20
3	17	60	10	9	0	79	22
4	17	60	10	9	0	79	22
5	18	63	10	9	0	82	19
6	19	66	10	9	0	85	16
7	18	61	10	9	0	80	21
8	18	61	10	9	0	80	21
9	18	61	10	9	0	80	21
10	15	53	11	9	0	73	28
11	14	50	11	8	0	69	32
12	14	50	11	8	0	69	32
13	14	47	11	8	0	66	35
14	10	38	9	8	0	55	46
15	10	38	9	8	0	55	46
16	10	37	9	8	0	54	47
17	10	37	9	8	0	54	47
18	10	37	9	8	0	54	47
19	10	37	9	8	0	54	47
20	11	40	9	8	0	57	44
21	12	40	14	8	0	62	39
22	14	50	14	8	0	72	29
23	16	53	12	8	0	73	28
24	16	52	11	8	0	71	30
25	16	52	11	8	0	71	30
26	16	52	11	8	0	71	30
27	17	54	12	8	0	74	27
28	17	54	11	8	0	73	28
29	18	57	8	8	0	73	28
30	17	54	8	8	0	70	31
Totals	446	1529	313	250	0	2092	938
Ave/Night	15	51	10	8	0	70	31

CITY OF PORTLAND  
 Health & Human Services Department  
 Social Services Division

Family Shelter

APRIL 2009  
 Intake Statistics

Total Number of Individuals



Intake statistic or new arrival is defined as an individual that has not stayed at the Shelter for a period of three (3) months/90-days or longer.

CITY OF PORTLAND  
Health & Human Services Department  
Social Services Division  
**Family Shelter**  
INDIVIDUALS

APRIL 2009

MAINE TOWNS

	Families / Individuals
Biddeford	1 / 6
Brunswick	1 / 3
Cape Elizabeth	1 / 2
Lewiston	1 / 2
Windham	1 / 2

OUT-OF-STATE

	Families / Individuals
Missouri	1 / 2
New York	1 / 7
Oklahoma	1 / 2
Tennessee	1 / 6

Maine Towns **5** Families  
for a total of **15** individuals

Out-of-State **4** Families  
for a total of **17** individuals

Portland **10** families  
for a total of **27** individuals

***TOTAL INTAKES 19***  
*families for a total of 59*  
*individuals*

**TOTAL NUMBER OF CLIENTS PLACED IN HOUSING**  
**TOTAL NUMBER OF CLIENTS THAT RETURNED**

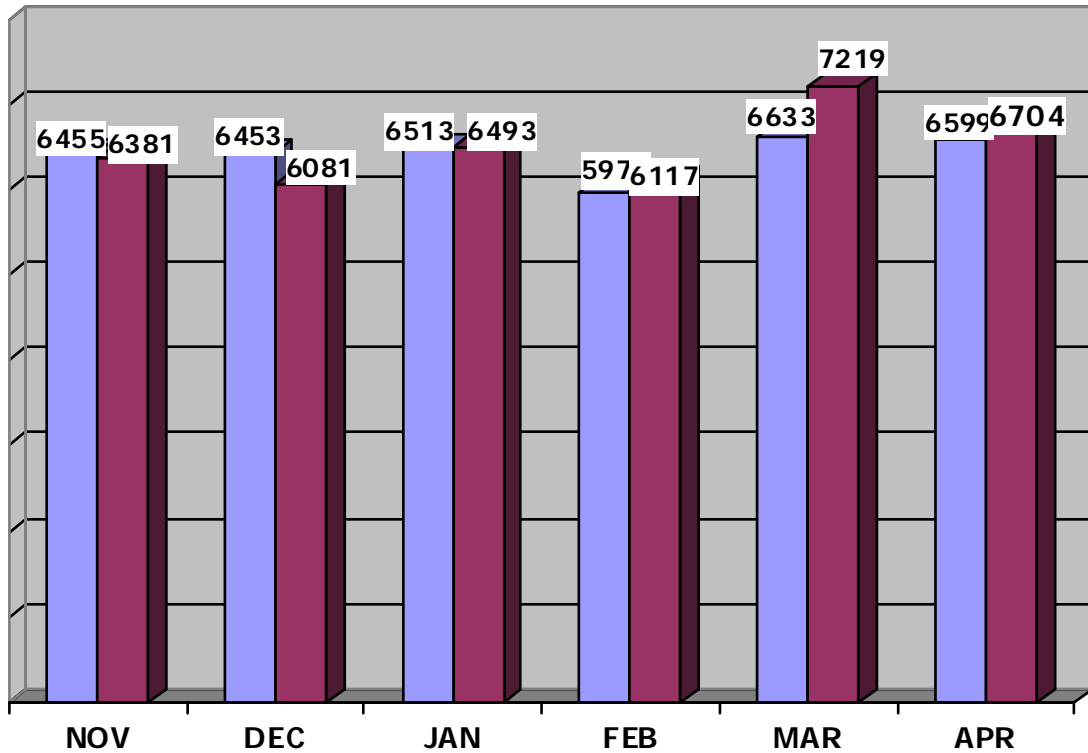
**12 Families / 41 Individuals**  
**0**

**\*EXPERIENCING HOMELESSNESS FOR THE 1<sup>ST</sup> TIME**  
**(\*BASED ON SELF-REPORTING)**

**10 Families / 32 Individuals**

APRIL 2009  
ADULT SHELTER  
STATISTICS

2007/08 2008/09



	Nov	Dec	Jan	Feb	March	April
2007/08	6455	6453	6513	5978	6633	6599
2008/09	6381	6081	6493	6117	7219	6704
Percent	-1%	-6%	< -1%	2%	8%	2%

MILESTONE FOUNDATION  
Substance Abuse Shelter 41 Beds

HEALTH & HUMAN SERVICES DEPARTMENT  
SOCIAL SERVICES DIVISION  
Oxford Street Shelter for Men 129 Beds

PREBLE STREET  
Women's Shelter 45 Beds

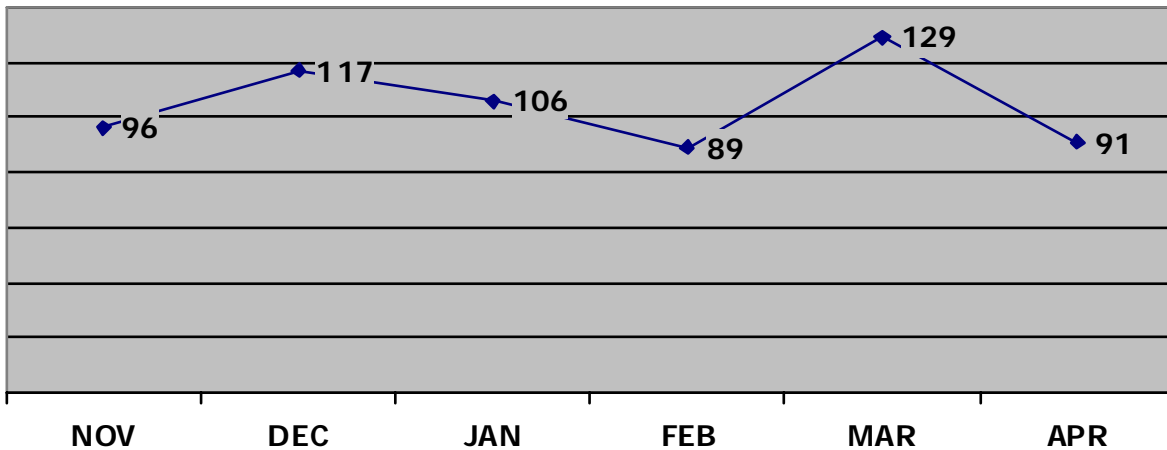
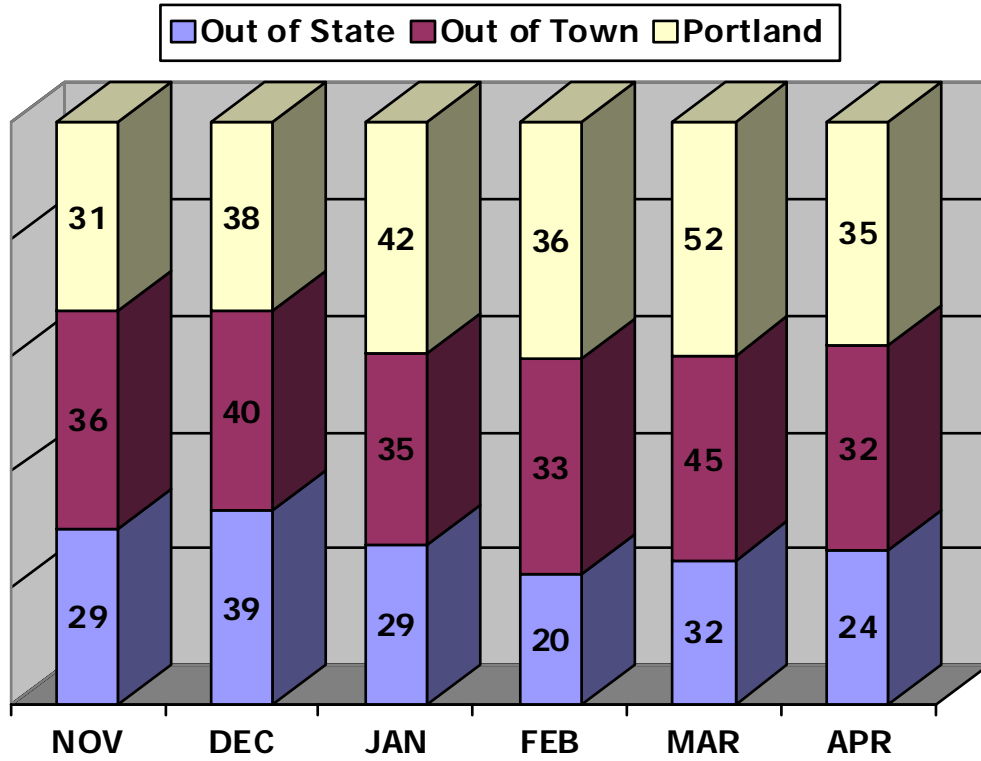
APRIL 2009  
ADULT SHELTER STATISTICS

Day of Month	Milestone	Oxford St	PS Women's Shelter	Beds Used per Night
	41	129	45	
1	42	137	41	220
2	45	141	40	226
3	43	120	40	203
4	43	126	45	214
5	46	126	43	215
6	47	138	44	229
7	43	133	44	220
8	46	136	41	223
9	44	144	45	233
10	40	137	45	222
11	36	126	39	201
12	38	130	45	213
13	41	138	46	225
14	44	149	47	240
15	37	149	50	236
16	43	137	48	228
17	39	133	44	216
18	40	143	49	232
19	48	135	48	231
20	43	142	43	228
21	44	136	42	222
22	44	147	49	240
23	43	141	43	227
24	38	128	42	208
25	40	128	49	217
26	45	127	53	225
27	45	152	53	250
28	42	134	49	225
29	41	130	54	225
30	31	131	48	210
TOTAL	1261	4074	1369	6704
Ave/Night	42	136	46	223

CITY OF PORTLAND  
Health & Human Services Department  
Social Services Division

Oxford Street Shelter

APRIL 2009  
Intake Statistics



Intake statistic or new arrival is defined as an individual that has not stayed at the Shelter for a period of three (3) months/90-days or longer.

CITY OF PORTLAND  
 Health & Human Services Department  
 Social Services Division  
**Oxford Street Shelter for Men**

APRIL 2009

MAINE TOWN		OUT-OF-STATE			
Augusta	3	California	2		
Biddeford	2	Florida	2		
Bradley	1	Massachusetts	6		
Gardner	1	Michigan	2		
Gorham	2	Mississippi	1		
Kittery	1	New Hampshire	2		
Lewiston	2	New York	3		
Limington	1	North Carolina	1		
Monmouth	1	Ohio	1		
Naples	1	Pennsylvania	2		
Newburgh	1	Tennessee	1		
Old Orchard Beach	2				
Oxford	1	Nova Scotia, Canada	1		
Rumford	2				
Sanford	1				
Scarborough	1				
Skowhegan	1				
South Portland	2				
Standish	1				
Topsham	1				
Warren	1				
Windham	3				
Maine Towns	32	Out-of-State	24	Portland	35
				<b>TOTAL INTAKES</b>	<b>91</b>

**TOTAL NUMBER OF MEN SERVED (Unduplicated Clients) 364**

**TOTAL NUMBER OF CLIENTS PLACED IN HOUSING 65**

**TOTAL NUMBER OF CLIENTS THAT RETURNED 7**

**TOTAL NUMBER OF CLIENTS PLACED AT THE YMCA 5**

**\*INTAKES EXPERIENCING HOMELESSNESS FOR THE 1<sup>ST</sup> TIME 3**

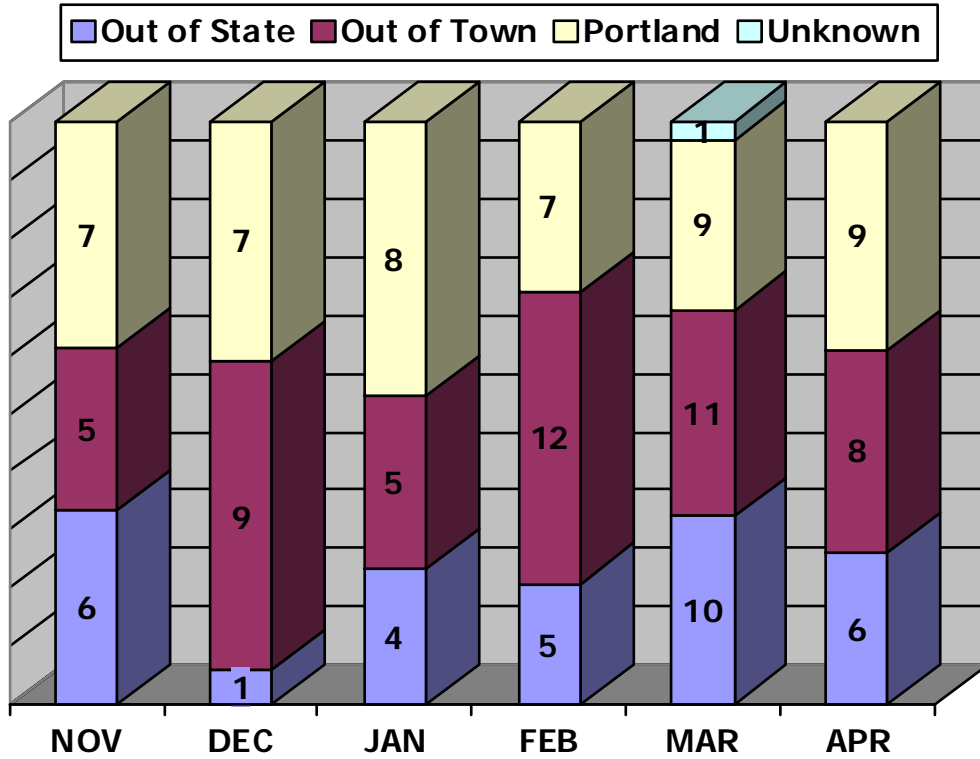
(\*BASED ON SELF-REPORTING)

# PREBLE STREET

## Preble Street Women's Shelter

APRIL 2009

Intake Statistics



### MAINE TOWNS

Bath	1
Gorham	1
Lewiston	1
Limington	1
Saco	1
South Portland	1
Wells	1
Windham	1

### OUT-OF-STATE

California	2
Florida	1
Massachusetts	1
New Hampshire	1
New York	1

### PORTLAND

Maine Towns	8	Out-of-State	6	Portland	9
Unknown					

- Total Number of Women Served = 110
- Total Number of New Intakes = 23
- Total Number of Women Placed in Housing = 6
- Total Number of Women that Returned = 3