

City of Portland
Health & Human Services Department
Social Services Division

PORTLAND HOMELESS SHELTERS

Total Number of Individuals Residing in Shelters per Night:

	March 2008	March 2009
ADOLESCENTS	7 Individuals	9 Individuals
ADULTS	214 Individuals	232 Individuals
FAMILIES	43 Individuals Average 17 Families	59 Individuals Average 23 Families
Total	264 Individuals	300 Individuals

31 Days in the Month of March

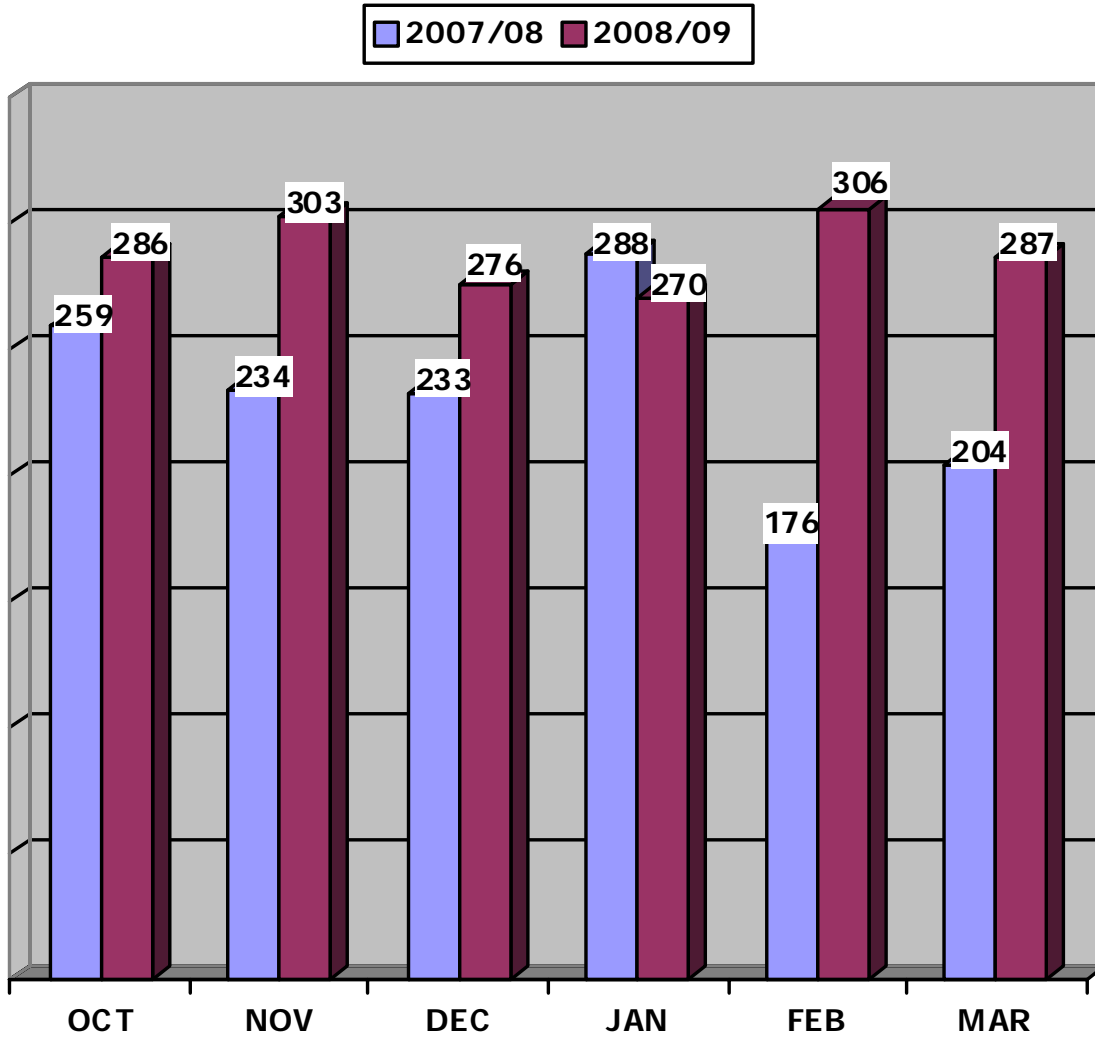
This information is also posted on the City of Portland's website each month.

To view this information, please go to

<http://www.portlandmaine.gov/hhs/ssesac.asp>

Prepared by:
City of Portland
Health & Human Services Department
Social Services Division

MARCH 2009
 ADOLESCENT BEDS USED
 PREBLE STREET LIGHT HOUSE SHELTER



	Oct	Nov	Dec	Jan	Feb	March
2007/08	259	234	233	288	176	204
2008/09	286	303	276	270	306	287
Percent	9%	23%	16%	-6%	42%	29%

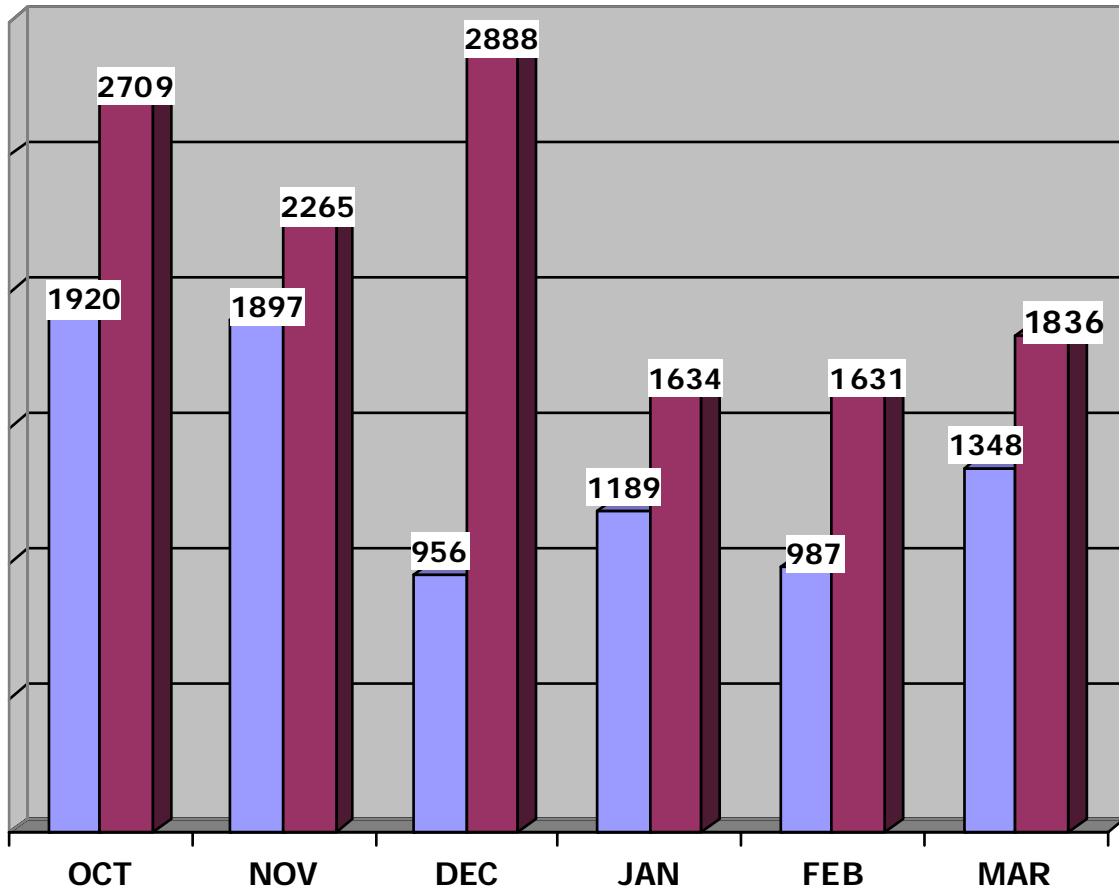
PREBLE STREET
 Lighthouse Shelter 16 Beds

MARCH 2009
 ADOLESCENT SHELTER STATISTICS
 PREBLE STREET LIGHT HOUSE SHELTER

Day of Month	Preble Street	Beds Available
	16	16
1	8	8
2	5	11
3	9	7
4	8	8
5	8	8
6	9	7
7	12	4
8	13	3
9	12	2
10	10	6
11	12	4
12	15	1
13	13	3
14	9	7
15	13	3
16	8	8
17	7	9
18	7	9
19	6	10
20	6	10
21	6	10
22	9	7
23	8	8
24	8	8
25	8	8
26	10	6
27	12	4
28	7	9
29	8	8
30	11	5
31	10	6
Totals	287	207
Ave/Night	9	7

MARCH 2009
FAMILY BEDS USED

2007/08 2008/09



	Oct	Nov	Dec	Jan	Feb	March
2007/08	1920	1897	956	1189	987	1348
2008/09	2709	2265	2888	1634	1631	1836
Percent	29%	16%	67%	27%	39%	27%

HEALTH & HUMAN SERVICES DEPARTMENT
SOCIAL SERVICES DIVISION

Family Shelter 77 Beds

FAMILY CRISIS SHELTER 14 Beds

MAPS SHELTER SERVICES 10 Beds

EMERGENCY SHELTER
General Assistance

MARCH 2009
FAMILY SHELTER STATISTICS

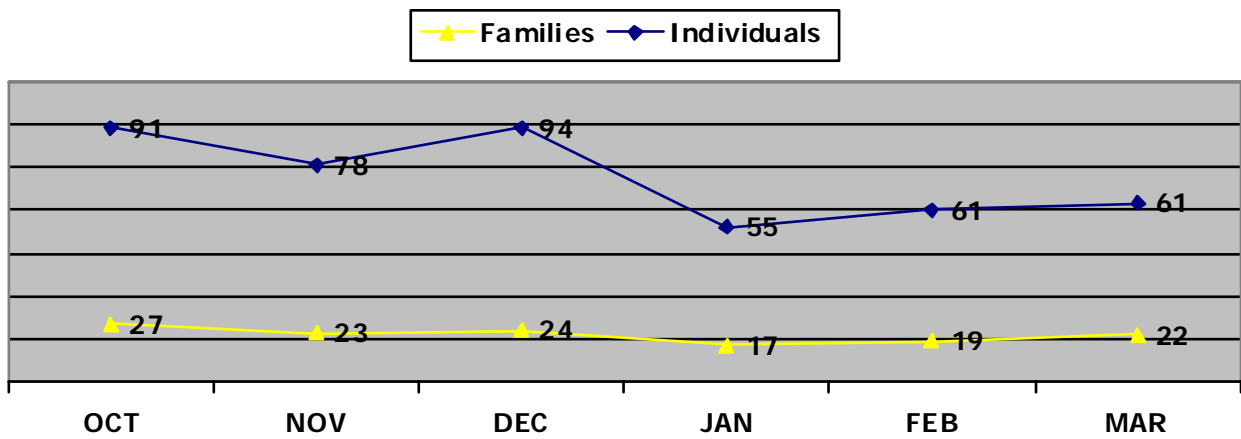
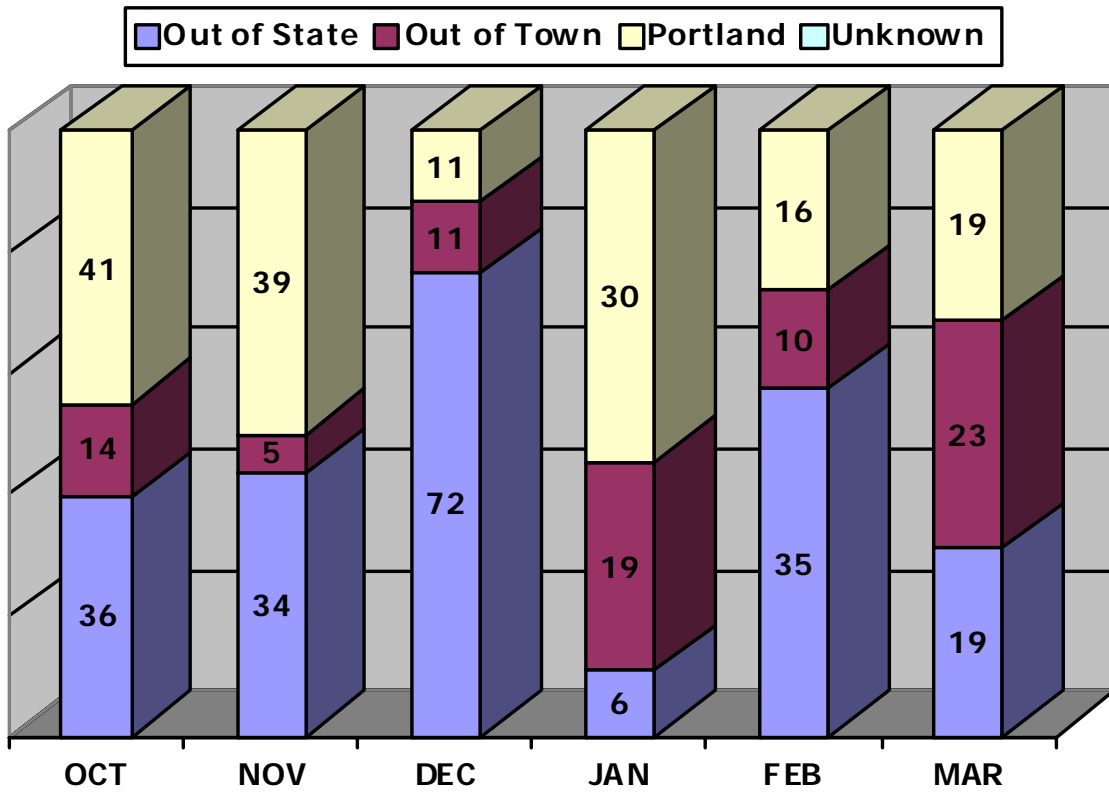
Day of Month	City* (# Families)	City Used	Family Crisis	MAPS Shelter	GA Hotels	Beds Used Per Night	Beds Available
	17	77	14	10			101
1	10	34	1	11	0	46	55
2	10	34	1	11	0	46	55
3	9	28	2	11	0	41	60
4	8	26	4	11	0	41	60
5	8	26	4	10	0	40	61
6	8	26	5	10	0	41	60
7	9	28	5	10	0	43	58
8	9	28	6	10	0	44	57
9	9	28	6	10	0	44	57
10	11	32	8	10	0	50	51
11	11	32	8	12	0	52	49
12	10	30	8	12	0	50	51
13	12	40	8	12	0	60	41
14	13	44	8	12	0	64	37
15	13	44	8	12	0	64	37
16	13	47	8	12	0	67	34
17	13	47	11	12	0	70	31
18	13	47	11	12	0	70	31
19	13	47	11	12	0	70	31
20	12	43	11	12	0	66	35
21	11	41	11	12	0	64	37
22	11	41	11	12	0	64	37
23	14	48	13	12	0	73	28
24	13	45	13	12	0	70	31
25	13	45	13	12	0	70	31
26	13	47	13	12	0	72	29
27	12	45	13	12	0	70	31
28	12	45	14	9	0	68	33
29	12	45	13	9	0	67	34
30	14	50	13	9	0	72	29
31	16	55	13	9	0	77	24
Totals	355	1218	274	344	0	1836	1295
Ave/Night	11	39	9	11	0	59	42

CITY OF PORTLAND
 Health & Human Services Department
 Social Services Division

Family Shelter

MARCH 2009
 Intake Statistics

Total Number of Individuals



Intake statistic or new arrival is defined as an individual that has not stayed at the Shelter for a period of three (3) months/90-days or longer.

CITY OF PORTLAND
Health & Human Services Department
Social Services Division
Family Shelter
INDIVIDUALS

MARCH 2009

MAINE TOWNS

	Families / Individuals
Auburn	2 / 5
Baldwin	1 / 2
Biddeford	2 / 7
Gorham	1 / 2
Presque Isle	1 / 2
Scarborough	1 / 2
South Portland	1 / 3

Maine Towns **9** Families
for a total of **23** individuals

OUT-OF-STATE

	Families / Individuals
Florida	1 / 2
Georgia	1 / 4
New York	1 / 5
Tennessee	1 / 5
Texas	1 / 3

Out-of-State **5** Families
for a total of **19** individuals

Portland **8** families
for a total of **19** individuals

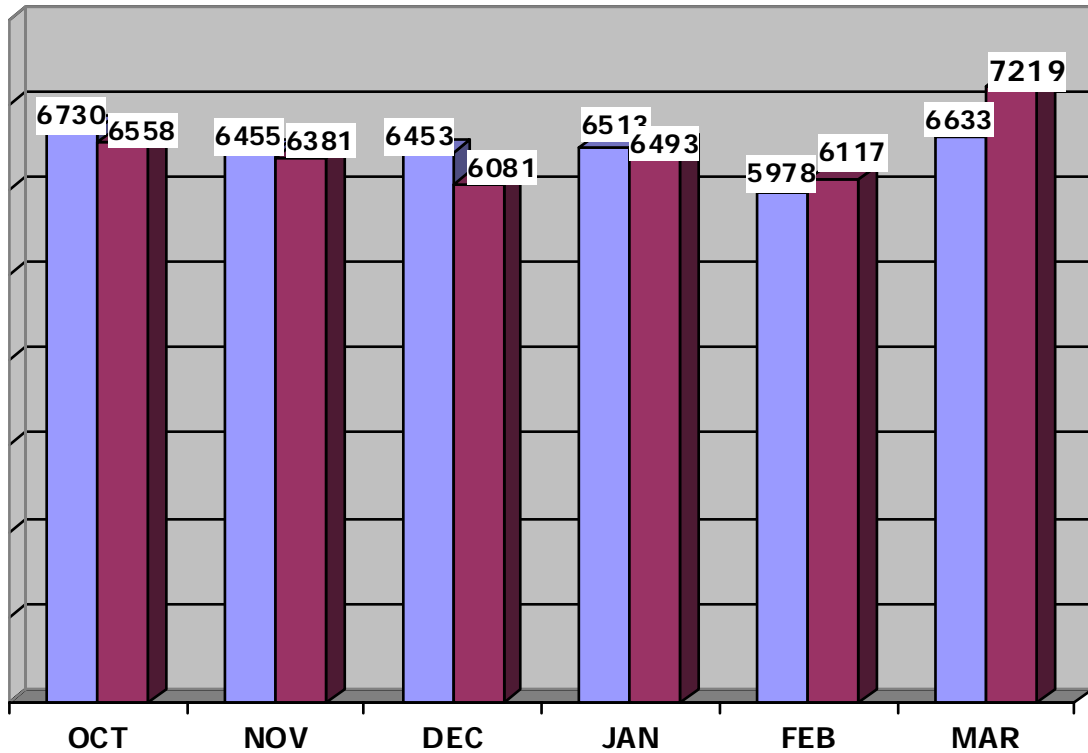
TOTAL INTAKES
22 families for a total of
61 individuals

TOTAL NUMBER OF CLIENTS PLACED IN HOUSING
TOTAL NUMBER OF CLIENTS THAT RETURNED

7 Families / 19 Individuals
0

MARCH 2009
ADULT SHELTER
STATISTICS

2007/08 2008/09



	Oct	Nov	Dec	Jan	Feb	March
2007/08	6730	6455	6453	6513	5978	6633
2008/09	6558	6381	6081	6493	6117	7219
Percent	-3%	-1%	-6%	< -1%	2%	8%

MILESTONE FOUNDATION
Substance Abuse Shelter 41 Beds

HEALTH & HUMAN SERVICES DEPARTMENT
SOCIAL SERVICES DIVISION
Oxford Street Shelter for Men 129 Beds

PREBLE STREET
Women's Shelter 45 Beds

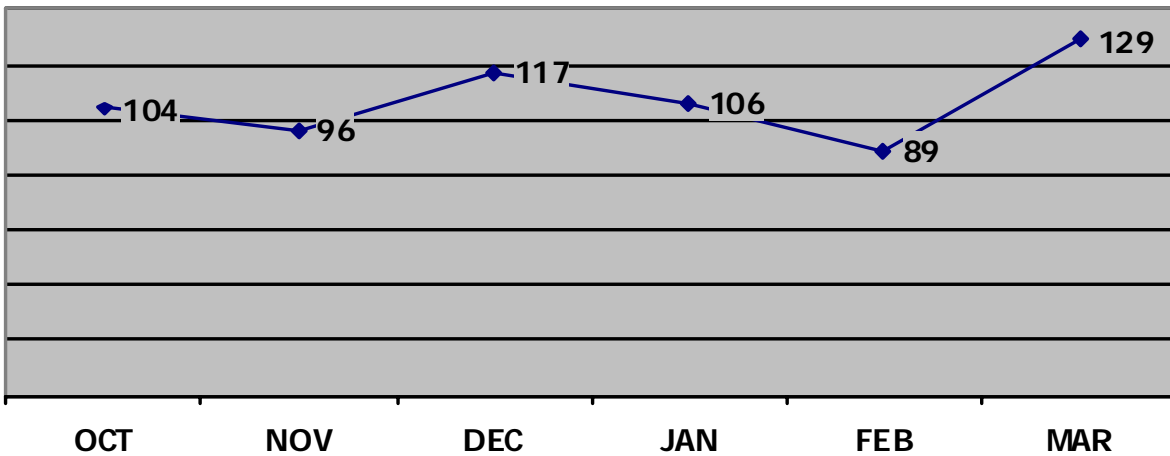
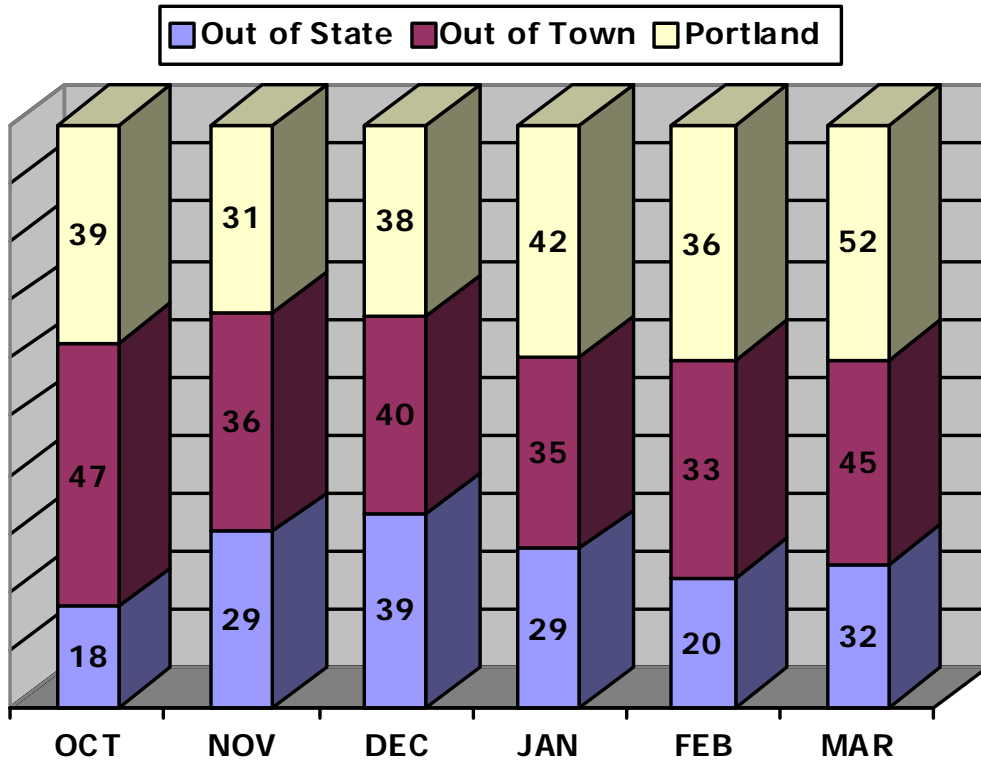
MARCH 2009
ADULT SHELTER STATISTICS

Day of Month	Milestone	Oxford St	PS Women's Shelter	Beds Used per Night
	41	129	45	
1	41	130	40	211
2	46	130	44	220
3	47	130	49	226
4	46	124	48	218
5	38	121	49	208
6	42	124	50	216
7	45	127	48	220
8	44	147	46	237
9	46	150	47	243
10	49	147	48	244
11	44	147	51	242
12	44	153	54	251
13	43	133	50	226
14	43	133	44	220
15	43	135	50	228
16	49	142	52	243
17	52	138	42	232
18	44	142	52	238
19	45	139	48	232
20	49	139	51	239
21	48	137	46	231
22	44	142	47	233
23	44	150	51	245
24	50	148	48	246
25	47	151	53	251
26	41	152	46	239
27	46	136	47	229
28	51	140	44	235
29	42	142	48	232
30	44	145	50	239
31	52	142	51	245
TOTAL	1409	4316	1494	7219
Ave/Night	45	139	48	232

CITY OF PORTLAND
Health & Human Services Department
Social Services Division

Oxford Street Shelter

MARCH 2009
Intake Statistics



Intake statistic or new arrival is defined as an individual that has not stayed at the Shelter for a period of three (3) months/90-days or longer.

CITY OF PORTLAND
 Health & Human Services Department
 Social Services Division
Oxford Street Shelter for Men

MARCH 2009

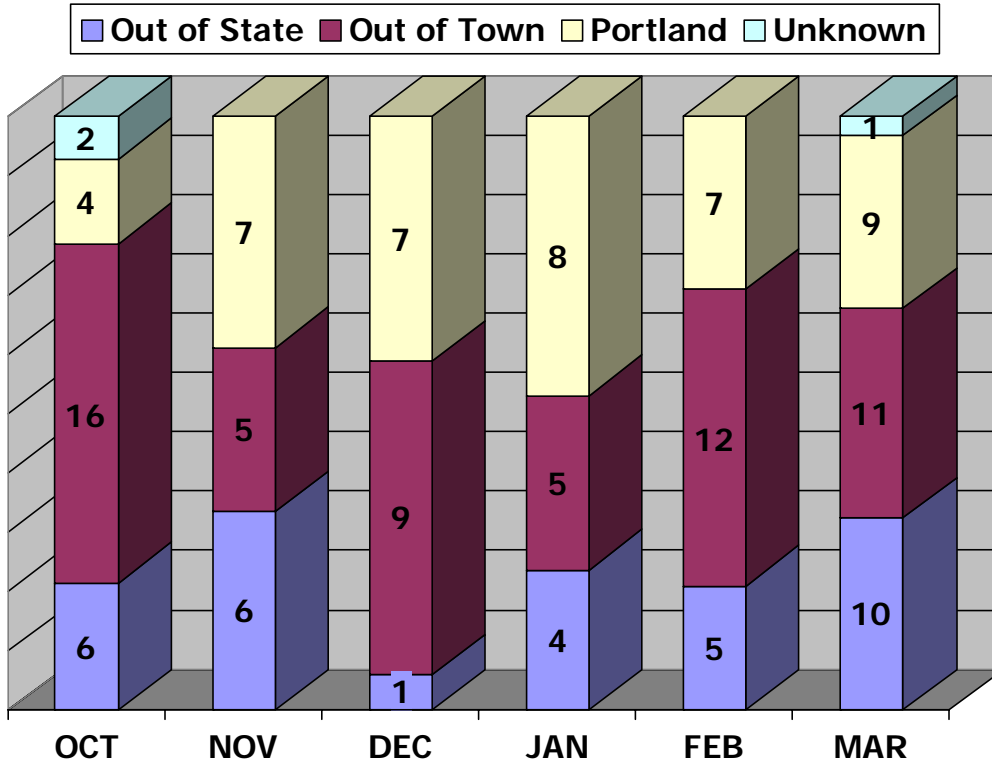
MAINE TOWN		OUT-OF-STATE			
Alfred	2	Alaska	1		
Auburn	1	California	2		
Augusta	2	Connecticut	2		
Bangor	5	Florida	5		
Biddeford	2	Iowa	1		
Boothbay Harbor	1	Massachusetts	3		
Bradford	1	Nevada	1		
Edmonds	1	New Hampshire	5		
Gorham	1	New Jersey	2		
Gray	1	New York	1		
Houlton	1	North Carolina	1		
Kittery	1	Oregon	1		
Lincoln	1	Pennsylvania	2		
Newport	1	South Carolina	1		
Old Orchard Beach	5	South Dakota	1		
Oxford	1	Tennessee	1		
Pemaquid	1	Texas	1		
Randolf	1	Washington	1		
Saco	2				
Sanford	2				
Scarborough	1				
South Berwick	1				
South Portland	3				
Warren	1				
Wells	2				
Westbrook	4				
Maine Towns	45	Out-of-State	32	Portland	52
				TOTAL INTAKES	129
				TOTAL NUMBER OF MEN SERVED (Unduplicated Clients)	377
				TOTAL NUMBER OF CLIENTS PLACED IN HOUSING	40
				TOTAL NUMBER OF CLIENTS THAT RETURNED	3
				TOTAL NUMBER OF CLIENTS PLACED AT THE YMCA	4

PREBLE STREET

Preble Street Women's Shelter

MARCH 2009

Intake Statistics



MAINE TOWNS

Auburn	1
Biddeford	1
Cape Elizabeth	1
Glenburn	1
Gorham	1
Lewiston	1
Presque Isle	1
Sanford	1
Scarborough	1
South Portland	2

OUT-OF-STATE

Connecticut	1
Florida	1
Massachusetts	2
Nevada	1
New Hampshire	1
New Jersey	1
North Carolina	1
Pennsylvania	1
Tennessee	1

PORTLAND

Maine Towns	11	Out-of-State	10	Portland	9
Unknown	1				

- Total Number of Women Served = 106
- Total Number of New Intakes = 31
- Total Number of Women Placed in Housing = 7
- Total Number of Women that Returned = 2