

City of Portland  
Health & Human Services Department  
Social Services Division

PORTLAND HOMELESS SHELTERS

Total Number of Individuals Residing in Shelters per Night:

	February 2009	February 2010
ADOLESCENTS	11 Individuals	14 Individuals
ADULTS	219 Individuals	220 Individuals
FAMILIES	42 Individuals Average 17 Families	67 Individuals Average 27 Families
Total	272 Individuals	301 Individuals

28 Days in the Month of February

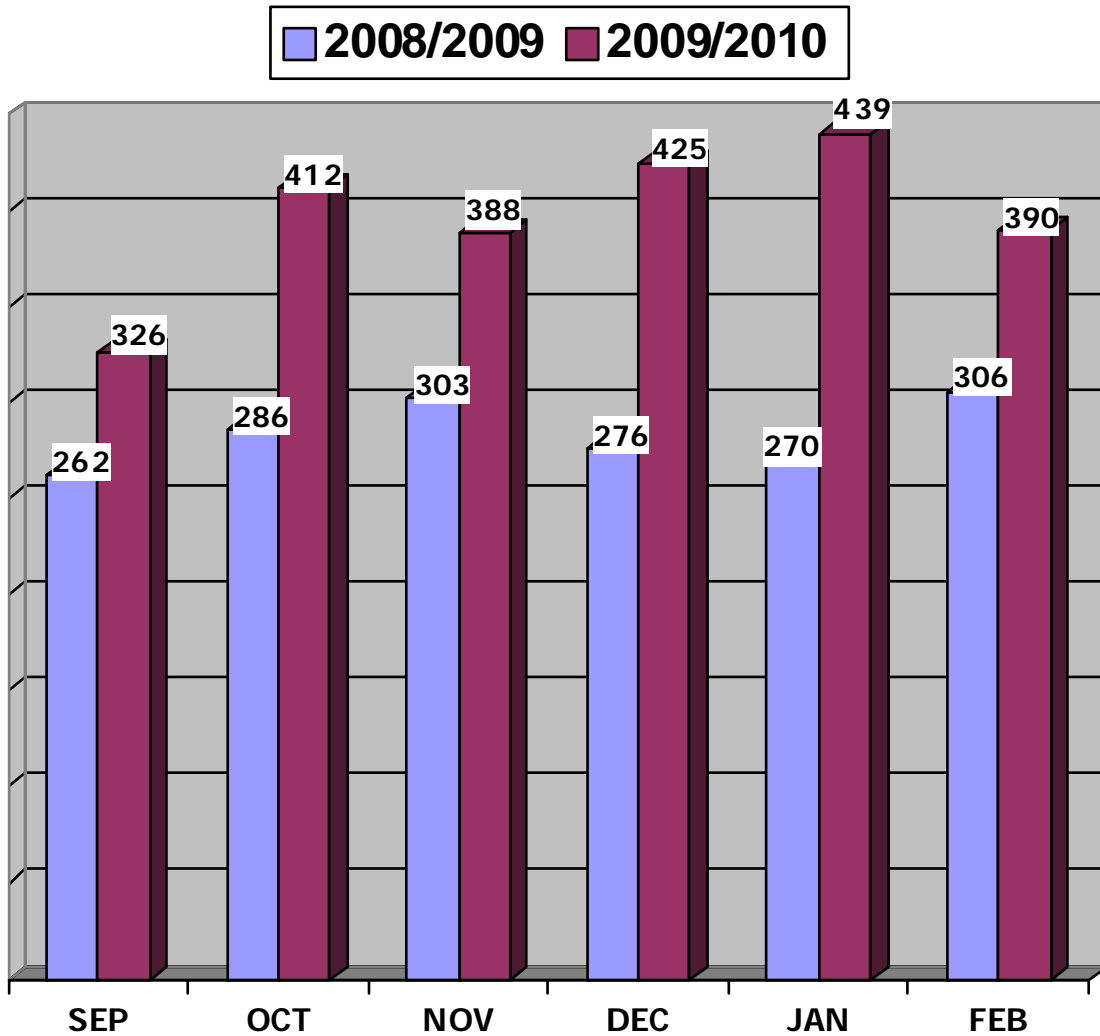
This information is also posted on the City of Portland's website each month.

To view this information, please go to

<http://www.portlandmaine.gov/hhs/ssesac.asp>

Prepared by:  
City of Portland  
Health & Human Services Department  
Social Services Division

FEBRUARY 2010  
 ADOLESCENT BEDS USED  
 PREBLE STREET LIGHT HOUSE SHELTER



	Sept.	Oct.	Nov.	Dec.	Jan.	Feb.
'08/'09	262	286	303	276	270	306
'09/'10	326	412	388	425	439	390
Percent	24%	44%	28%	54%	63%	27%

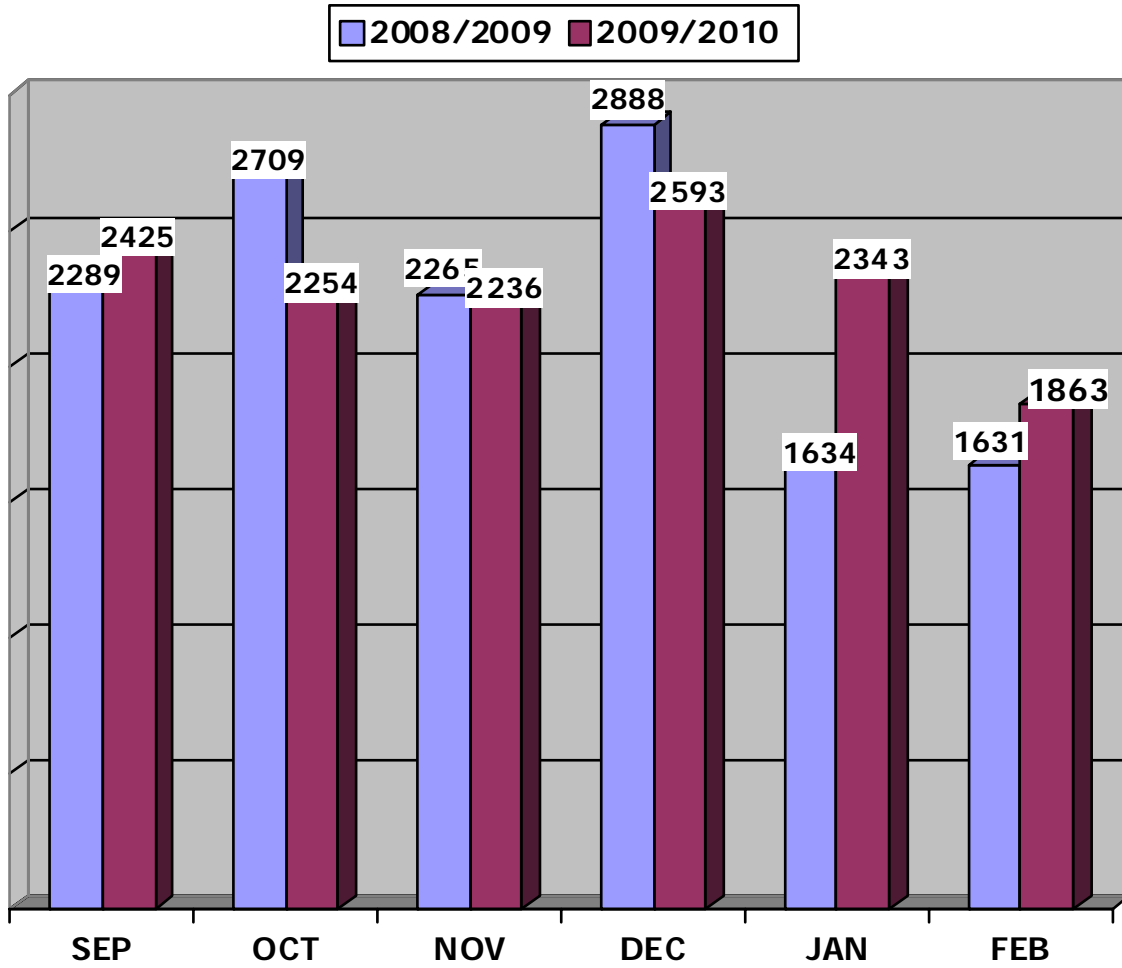
PREBLE STREET  
 Lighthouse Shelter      16 Beds

**TOTAL NEW INTAKES:** 7  
**\*EXPERIENCING HOMELESSNESS FOR THE 1<sup>ST</sup> TIME** 4  
 (\*BASED ON SELF-REPORTING)

FEBRUARY 2010  
 ADOLESCENT SHELTER STATISTICS  
 PREBLE STREET LIGHT HOUSE SHELTER

Day of Month	Preble Street	Beds Available
	16	16
1	13	3
2	16	0
3	14	2
4	13	3
5	12	4
6	13	3
7	13	3
8	14	2
9	16	0
10	15	1
11	16	0
12	14	2
13	14	2
14	15	1
15	14	2
16	11	5
17	15	1
18	12	4
19	11	5
20	12	2
21	16	0
22	16	0
23	16	0
24	16	0
25	14	2
26	11	5
27	13	3
28	13	3
Totals	390	58
Ave/Night	14	2

FEBRUARY 2010  
FAMILY BEDS USED



	Sept.	Oct.	Nov.	Dec.	Jan.	Feb.
'08/'09	2289	2709	2265	2888	1634	1631
'09/'10	2425	2254	2236	2593	2343	1863
Percent	56%	-17%	-1%	-10%	43%	14%

HEALTH & HUMAN SERVICES DEPARTMENT  
SOCIAL SERVICES DIVISION

Family Shelter 77 Beds

FAMILY CRISIS SHELTER 14 Beds

STEP UP / MAPS SHELTER SERVICES 10 Beds

EMERGENCY SHELTER 4 Beds  
General Assistance

FEBRUARY 2010  
FAMILY SHELTER STATISTICS

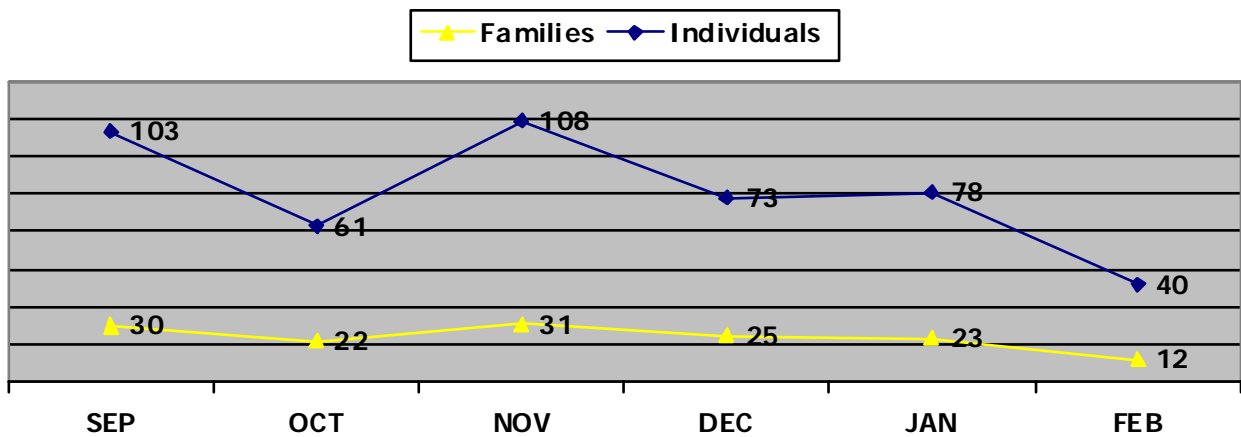
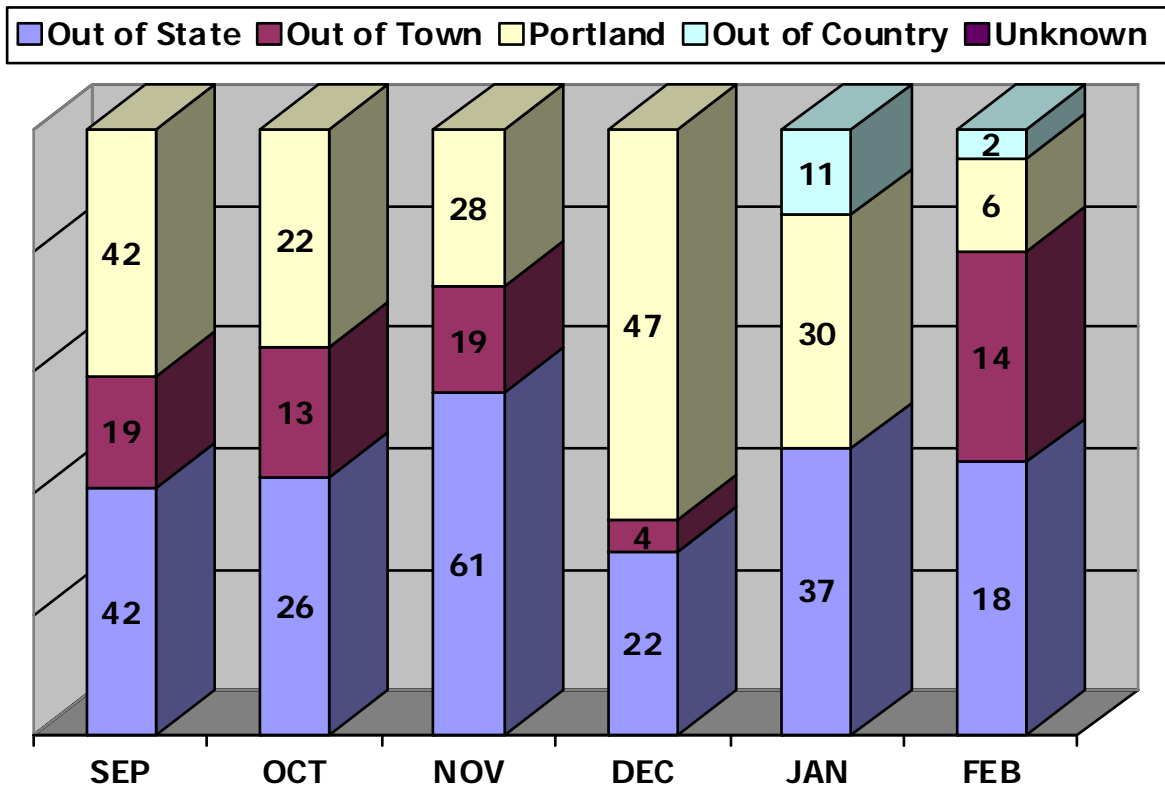
Day of Month	City* (# Families)	City Used	Family Crisis	Step Up / MAPS	GA Hotels	Beds Used Per Night	Beds Available
	17	77	14	10			101
1	18	56	11	12	0	79	22
2	18	56	10	12	0	78	23
3	17	54	10	12	0	76	25
4	17	53	10	13	0	76	25
5	17	53	11	13	0	77	24
6	17	53	11	13	0	77	24
7	17	53	10	10	0	73	28
8	17	54	11	10	0	75	26
9	15	48	11	10	0	69	32
10	13	44	11	12	0	67	34
11	13	44	9	12	0	65	36
12	12	40	9	12	0	61	40
13	12	40	0	12	0	52	49
14	13	46	0	12	0	58	43
15	14	49	0	12	0	61	40
16	13	45	0	12	0	57	44
17	15	49	0	12	0	61	40
18	16	52	0	12	0	64	37
19	16	51	0	12	0	63	38
20	17	60	0	12	0	72	29
21	17	60	0	12	0	72	29
22	17	60	0	12	0	72	29
23	15	53	0	12	0	65	36
24	13	43	3	12	0	58	43
25	13	43	4	12	0	59	42
26	13	44	4	12	0	60	41
27	12	42	4	12	0	58	43
28	12	42	4	12	0	58	43
Totals	419	1387	143	333	0	1863	965
Ave/Night	15	50	5	12	0	67	34

CITY OF PORTLAND  
 Health & Human Services Department  
 Social Services Division

Family Shelter

FEBRUARY 2010  
 Intake Statistics

Total Number of Individuals



Intake statistic or new arrival is defined as an individual that has not stayed at the Shelter for a period of three (3) months/90-days or longer.

CITY OF PORTLAND  
 Health & Human Services Department  
 Social Services Division  
**Family Shelter**  
 INDIVIDUALS

FEBRUARY 2010

MAINE TOWNS

	Families / Individuals
Casco	1 / 3
Gorham	1 / 3
West Baldwin	1 / 2
Winslow	1 / 6

OUT-OF-STATE

	Families / Individuals
Illinois	1 / 2
Massachusetts	1 / 2
New Jersey	1 / 3
North Dakota	2 / 11

OUT-OF-COUNTRY\*

	Families / Individuals
Angola	1 / 2

Maine Towns **4** Families for a total of **14** individuals

Out-of-State **5** Families for a total of **18** individuals

Out-of-Country **1** Families for a total of **2** individuals

Portland **2** families for a total of **6** individuals

***TOTAL INTAKES: 12 families for a total of 40 individuals***

\*Out-of-country intakes represent individuals with B1/B2 status, and thus do not qualify for services for Primary Refugees. The B-1 visa is for individuals who wish to visit the United States temporarily for business purposes, (e.g. conferences) or for medical treatment, or to accompany a family member who is requires medical treatment. The B-2 visa is for individuals who wish to visit the United States temporarily or to visit family or friends.

**TOTAL NUMBER OF CLIENTS SERVED (Unduplicated Clients) 29 Families /93 Individuals**

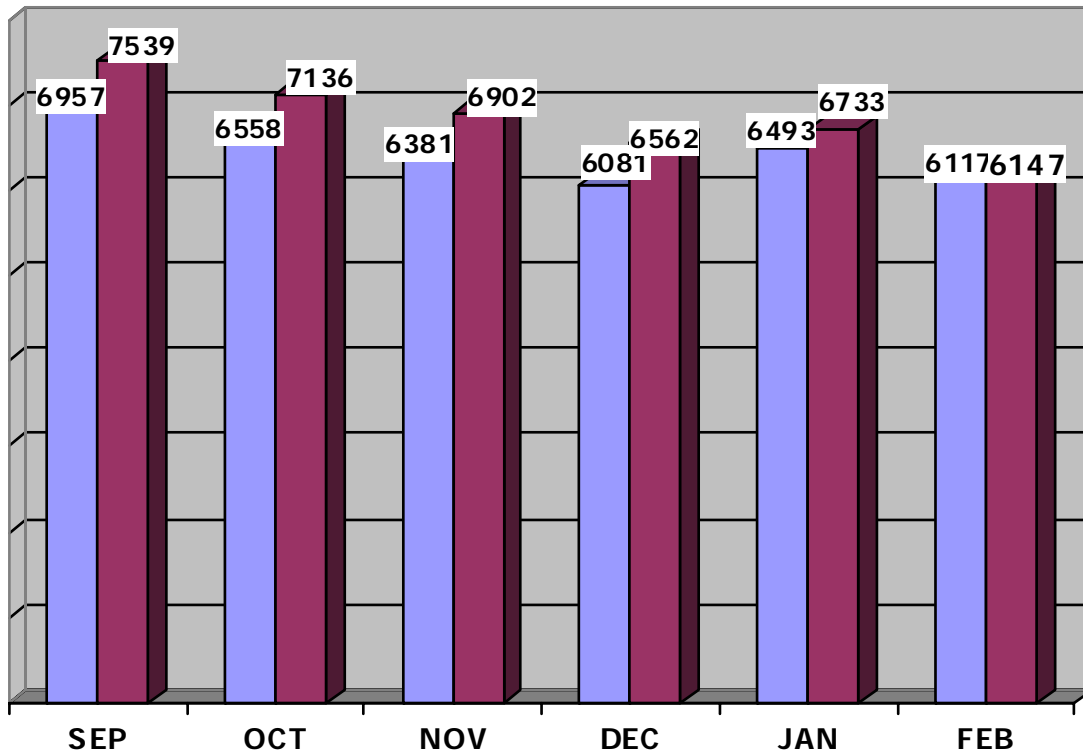
**TOTAL NUMBER OF CLIENTS PLACED IN HOUSING 13 Families / 40 Individuals**  
**TOTAL NUMBER OF CLIENTS THAT RETURNED 0**

**\*EXPERIENCING HOMELESSNESS FOR THE 1<sup>ST</sup> TIME 6 Families / 22 Individuals**  
 (\*BASED ON SELF-REPORTING)

\*Refugees experiencing homelessness for the 1<sup>st</sup> time 4 Families / 16 Individuals

## FEBRUARY 2010 ADULT SHELTER STATISTICS

2008/2009
  2009/2010



	SEP	OCT	NOV	DEC	JAN	FEB
	Sept.	Oct.	Nov.	Dec.	Jan.	Feb.
'08/'09	6957	6558	6381	6081	6493	6117
'09/'10	7539	7136	6902	6562	6733	6147
Percent	8%	9%	8%	8%	4%	0.5%

MILESTONE FOUNDATION  
Substance Abuse Shelter                      41 Beds

HEALTH & HUMAN SERVICES DEPARTMENT  
SOCIAL SERVICES DIVISION  
Oxford Street Shelter for Men              129 Beds

PREBLE STREET  
Women's Shelter                                      45 Beds

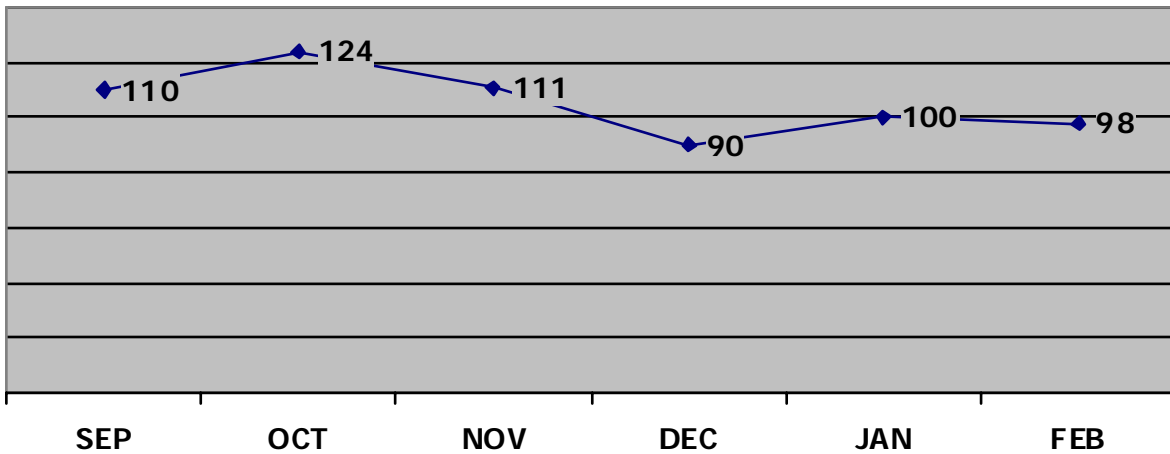
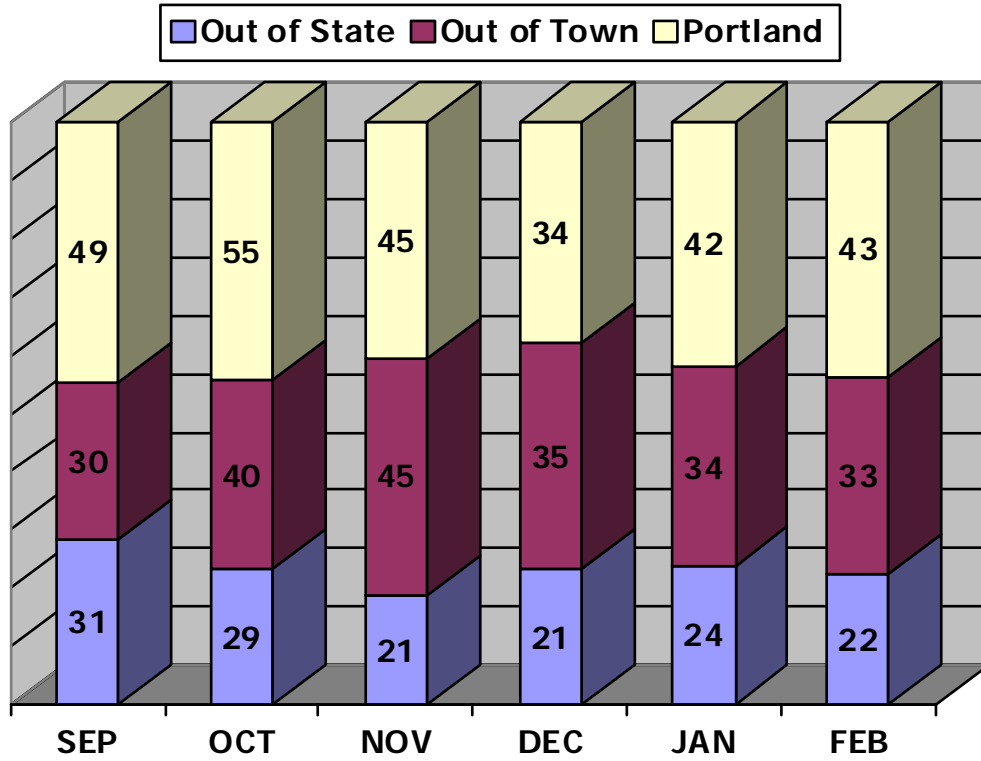
FEBRUARY 2010  
ADULT SHELTER STATISTICS

Day of Month	Milestone	Oxford St	PS Women's Shelter	Beds Used per Night
	41	129	45	
1	41	133	50	224
2	44	124	42	210
3	38	125	40	203
4	40	119	47	206
5	48	118	50	216
6	40	130	44	214
7	37	123	46	206
8	41	128	53	222
9	42	129	53	224
10	40	133	50	223
11	44	136	50	230
12	48	116	47	211
13	47	125	48	220
14	42	113	47	202
15	39	121	55	215
16	43	134	50	227
17	47	141	48	236
18	48	136	51	235
19	49	123	49	221
20	45	123	49	217
21	44	130	51	225
22	48	132	56	236
23	48	131	50	229
24	47	135	47	229
25	39	136	46	221
26	44	122	43	209
27	49	117	42	208
28	50	128	50	228
TOTAL	1232	3561	1354	6147
Ave/Night	44	127	48	220

CITY OF PORTLAND  
 Health & Human Services Department  
 Social Services Division

Oxford Street Shelter

FEBRUARY 2010  
 Intake Statistics



Intake statistic or new arrival is defined as an individual that has not stayed at the Shelter for a period of three (3) months/90-days or longer.

CITY OF PORTLAND  
 Health & Human Services Department  
 Social Services Division  
**Oxford Street Shelter for Men**

FEBRUARY 2010

MAINE TOWN		OUT-OF-STATE			
Auburn	1	Arizona	2		
Augusta	2	California	2		
Bangor	1	Florida	3		
Bath	1	Louisiana	1		
Biddeford	1	Massachusetts	2		
Brewer	1	Missouri	1		
Brunswick	2	New Hampshire	4		
Cannan	1	North Carolina	3		
Cape Elizabeth	1	North Dakota	1		
Fairfield	1	Texas	1		
Falmouth	2	Virginia	2		
Farmington	1				
Gorham	1				
Lewiston	3				
Lyman	1				
Saco	2				
Sanford	1				
Scarborough	1				
South Portland	2				
Topsham	1				
Warren	1				
Westbrook	5				
Maine Towns	33	Out-of-State	22	Portland	43
				TOTAL INTAKES	98

**TOTAL NUMBER OF MEN SERVED (Unduplicated Clients) 323**

**TOTAL NUMBER OF CLIENTS PLACED IN HOUSING 7**

**TOTAL NUMBER OF CLIENTS THAT RETURNED 1**

**TOTAL NUMBER OF CLIENTS PLACED AT THE YMCA 1**

**\*INTAKES EXPERIENCING HOMELESSNESS FOR THE 1<sup>ST</sup> TIME 56**

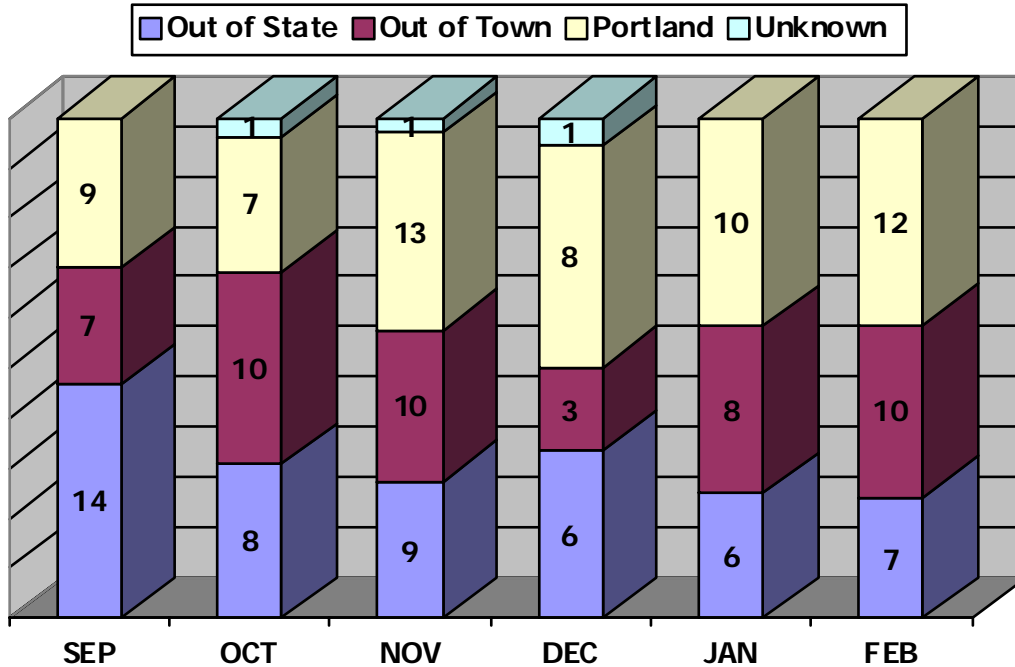
(\*BASED ON SELF-REPORTING)

# PREBLE STREET

## Preble Street Women's Shelter

FEBRUARY 2010

Intake Statistics



### MAINE TOWNS

Biddeford	1
Carthage	1
Lewiston	3
Limington	1
Oxford	1
South Portland	2
Westbrook	1

### OUT-OF-STATE

England	1
Georgia	1
Kentucky	1
Maryland	1
Missouri	1
Rwanda	1
Texas	1

Maine Towns	10	Out-of-State	7	Portland	12
-------------	----	--------------	---	----------	----

TOTAL INTAKES: 29

**TOTAL NUMBER OF WOMEN SERVED (Unduplicated Clients) 103**

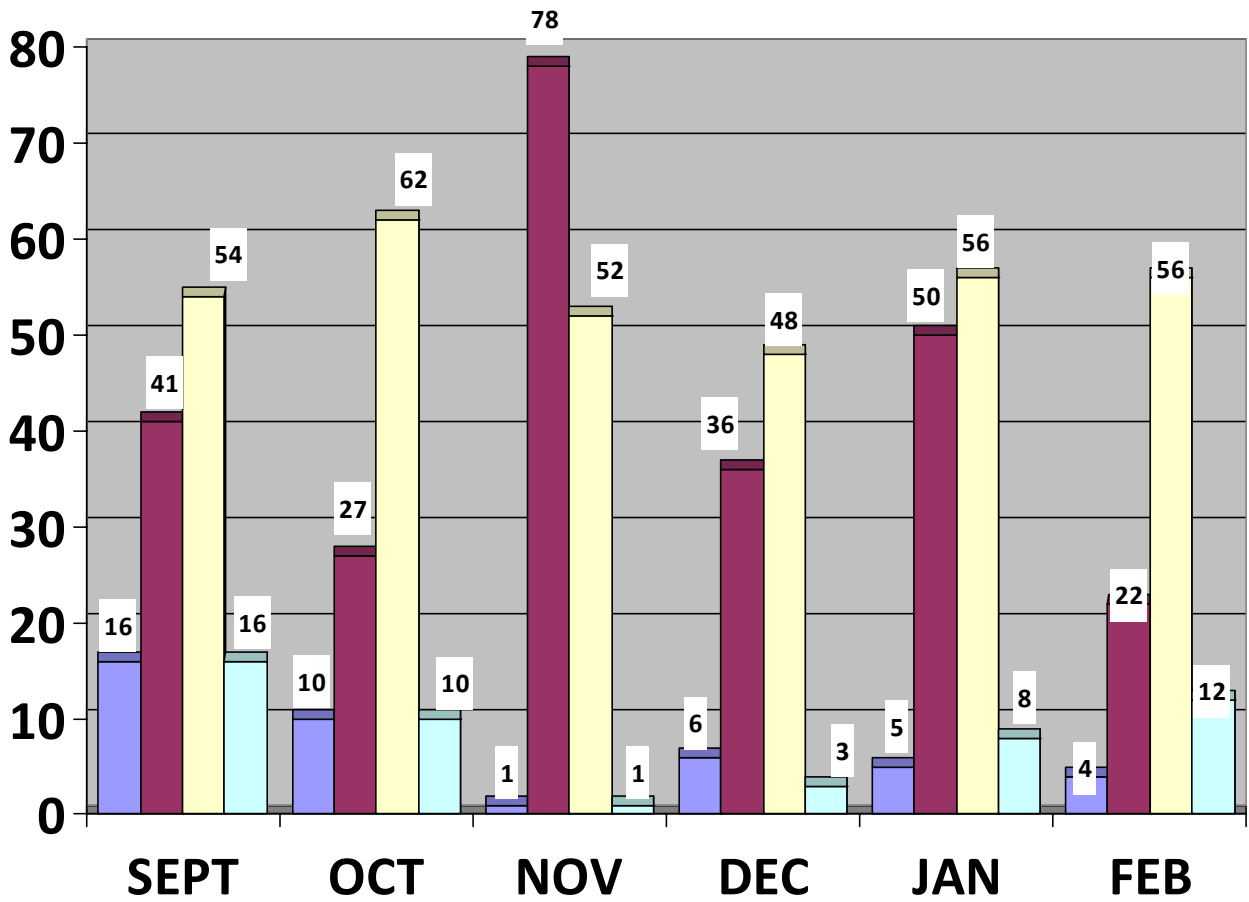
**TOTAL NUMBER OF WOMEN PLACED IN HOUSING 13**

**TOTAL NUMBER OF WOMEN THAT RETURNED 1**

**\*INTAKES EXPERIENCING HOMELESSNESS FOR THE 1<sup>ST</sup> TIME 12**

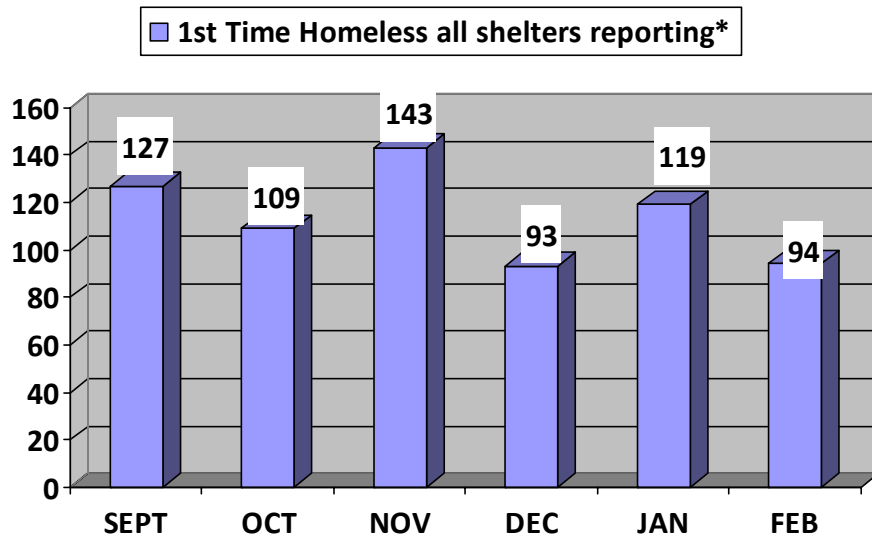
(\*BASED ON SELF-REPORTING)

FEBRUARY 2010  
 1<sup>st</sup> TIME HOMELESSNESS STATISTICS  
 (BASED ON SELF-REPORTING)



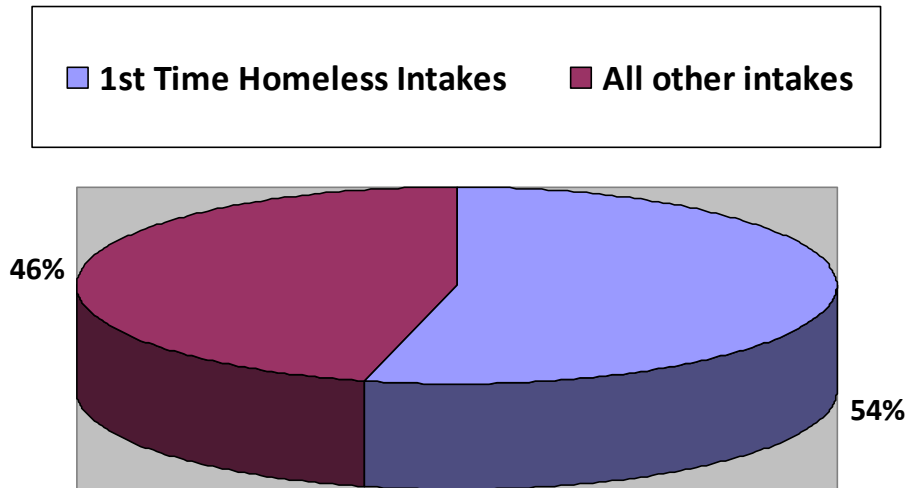
	Sept.	Oct.	Nov.	Dec.	Jan.	Feb.
Lighthouse	16	10	1	6	5	4
Family Shelter	41	27	78	36	50	22
Oxford Street	54	62	52	48	56	56
Women's Shelter	16	10	1	3	8	12

FEBRUARY 2010  
 1<sup>st</sup> TIME HOMELESSNESS STATISTICS  
 (BASED ON SELF-REPORTING)



\*"Shelters reporting" includes: the Lighthouse Shelter, Family Shelter, Oxford Street Shelter for Men, and the Preble Street Women's Shelter

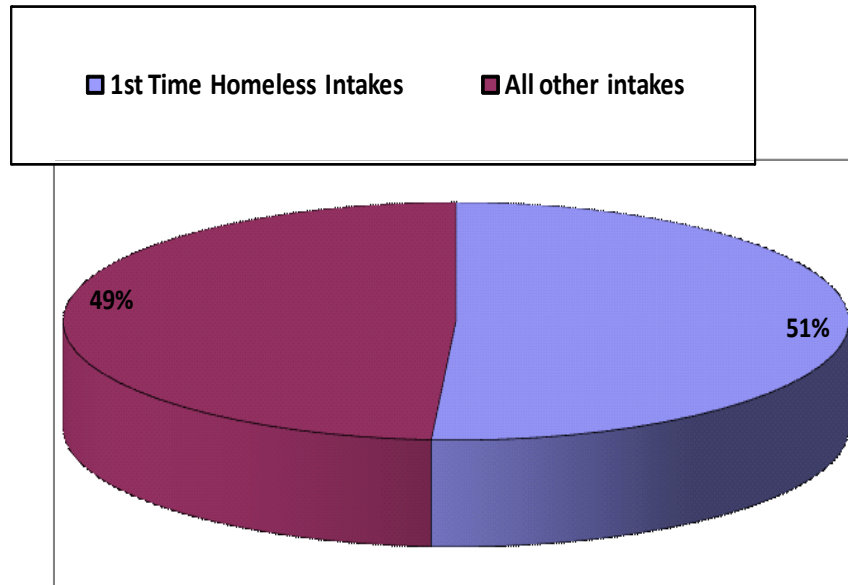
FEBRUARY 2010  
 1<sup>st</sup> TIME HOMELESSNESS STATISTICS  
 Percentage of Intakes



**Total Intakes:** 174  
**1<sup>st</sup> Time Homelessness:** 94, or 54% of all intakes  
**All \*other intakes:** 80, or 46% of all intakes

(\*reported not experiencing homelessness for the 1<sup>st</sup> time, or unknown)

FY 2009 TO PRESENT  
(July 2009 through February 2010)  
1<sup>st</sup> TIME HOMELESSNESS STATISTICS  
Percentage of Intakes



**Total Intakes:** 1816  
**1<sup>st</sup> Time Homelessness:** 919, or 51% of all intakes  
**All \*other intakes:** 897, or 49% of all intakes

(\*reported not experiencing homelessness for the 1<sup>st</sup> time, or unknown)

Shelters Reporting Intake and 1<sup>st</sup> Time Homelessness Statistics include:

Preble Street Women's Shelter

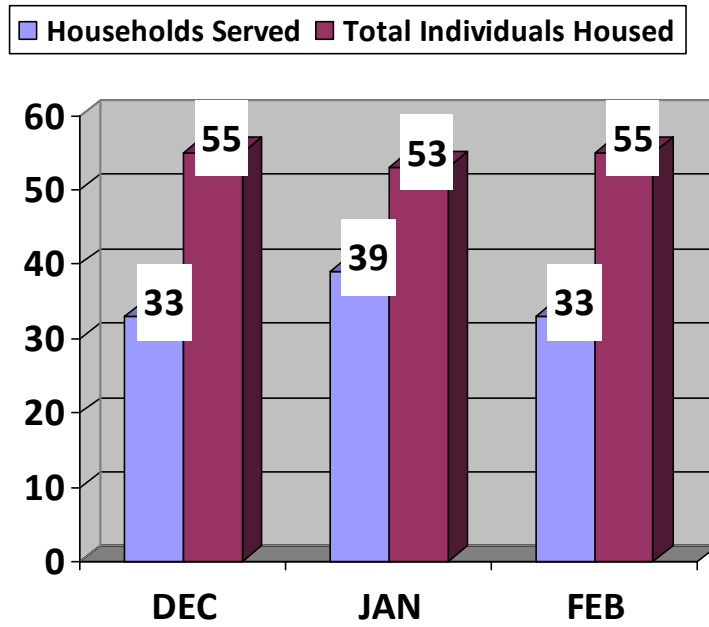
Lighthouse Shelter

Family Shelter

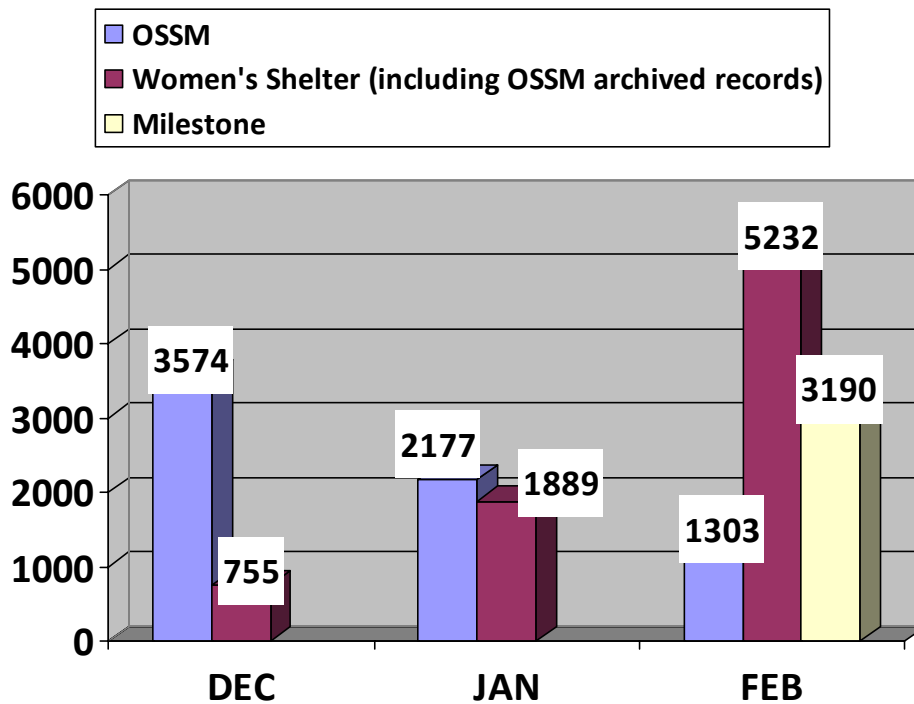
Oxford Street Shelter for Men

# Portland Homelessness Prevention & Rapid Re-Housing (HPRP)

## Program Housing Placements

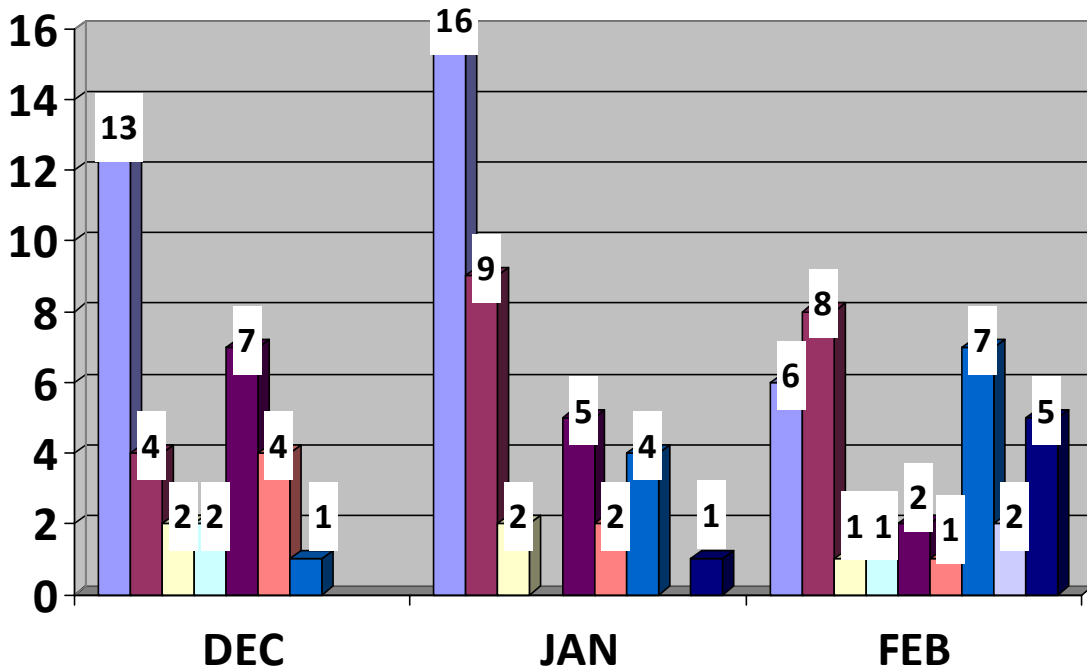
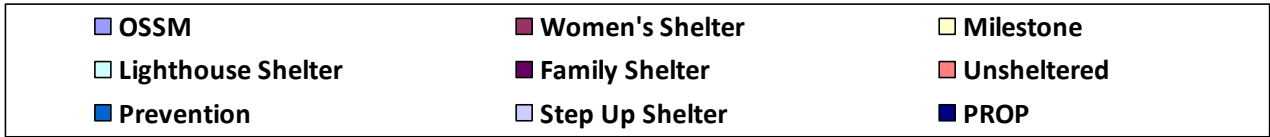


## Total Bed Nights used by Housed Clients



# Portland Homelessness Prevention & Rapid Re-Housing (HPRP)

## Program Housing Placements Breakdown of Placements



<b>Breakdown of placements</b>	<b>Dec</b>	<b>Jan</b>	<b>Feb</b>
Oxford Street Shelter for Men	13	16	6
Preble Street Women's Shelter	4	9	8
Milestone	2	2	1
Lighthouse Shelter	2	0	1
Family Shelter	7	5	2
Unsheltered	4	2	1
Prevention	1	4	7
Step Up Shelter	0	0	2
PROP	0	1	5

